



Whitepaper

# 2021 buyer's guide

Choosing the accounting and financial management software that's best for you just got a whole lot easier with this clear and simple guide. Get ready to go forth and prosper.

Sage

 EQUATION  
TECHNOLOGIES

# Table of Contents

**Page 3**  
Introduction

**Page 4**  
Challenge

**Page 5**  
Your first decision

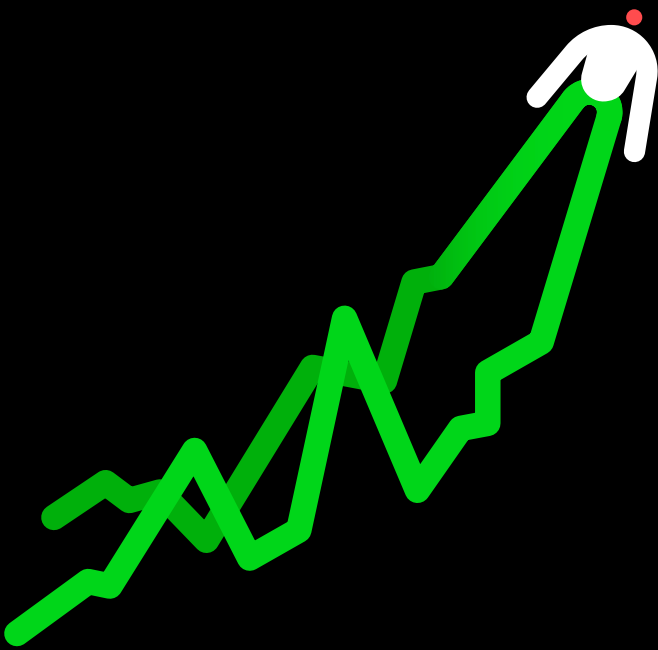
**Page 7**  
Considering cloud

**Page 11**  
Evaluating solutions

**Page 12**  
Vetting cloud vendors

**Page 14**  
Buyer beware

**Page 15-16**  
Conclusion and About us



# Introduction

## **The Balancing Act of the Modern CFO**

Today's financial leaders are expected to balance the need to manage an increasing level of business complexity with the need for speed.

## **It's all about the multiples**

You're expected to keep your eye on multiple entities with multiple regulatory frameworks and multiple currencies. And if that wasn't complicated enough you can add a hefty dose of frequent change into the mix too.

## **Agility is everything**

The fact is that, for today's CFO, a monthly financial check-in isn't good enough. Instead, you need to make decisions at a moment's notice—based on the real-time financial truth. Which means being agile, responsive—and confident. Here's the big question. In today's complex business climate, does your accounting software help you grow and compete? Or is it holding you back?

## **Looking to the future**

This guide will help you decide whether to stay where you are—or make a move. You'll discover:

- Why most financial software systems stop you from getting good financial information.
- The six key questions to ask when considering a move to cloud-based software.
- How evaluating software differs from working in the cloud—and the seven things to write down before you make the move.



# Challenge

Why is it so hard to get good financial information?  
It's not you, it's your software.

The last major adoption wave for financial management and accounting software dates back to the late 1980s, following the shift to Microsoft Windows. Every major financial software package today arose from this transition. QuickBooks, Microsoft Dynamics, SAP, and Oracle all pre-date the Internet.

## **The need for flexibility**

The problem with these systems is that they were never designed for today's always-on, always-connected, always working world. Instead of being able to configure your system on the fly, you have to pay for costly, permanent customizations. As a result, you find yourself held back by vendor lock-in. This lack of flexibility also makes it difficult to get the reports you need, with the right information at the right time.

## **Future-proofing your business**

And that's precisely why so many companies are trapped in the past, struggling with old-fashioned, outdated financial management and accounting software packages. The fallout from using one of these older systems includes spiraling overhead costs, functional limitations, and unnecessary risks. What's more, there's a cost to not being able to gain real-time visibility into your organization's financial and operational KPIs. It's the cost of having your competitors make faster, better decisions than you.



# Your first decision

## **Choosing a software delivery model**

If you're considering a new financial management system, there's one decision you can, and should, make early on. And it's this. Which delivery model will provide the highest ROI for your organization? This high-level overview will help you understand your three main options, followed by a chart with more details.

### **On-premises solutions**

With this traditional model, you license software and run it on your own servers. When considering this model, be sure to account for the capital and operating expenses associated with deployment, operations, support, customization, integration, maintenance, and upgrades.

While these costs can be too great for small and mid-sized organizations to sustain, on-premises solutions remain a viable option for some larger companies. These organizations often have a built-out IT infrastructure, investment capital, and expertise to support and maintain major software applications.

### **Hosted solutions (single tenant)**

In a hosted environment, the software physically resides at a remote data center operated by an expert third-party hosting provider. Your team would usually use a product like Citrix to access the software over the Internet and see the screens being generated at the hosting provider.

This model eliminates the responsibility of maintaining hardware infrastructure, and therefore can help you avoid large upfront capital expenditures. But it works by providing you with a unique "instance" of your financial system on a dedicated server. That means you would still face the same costs for customizations, upgrades, integration, support and service.

### **Cloud computing solutions (multi-tenant)**

Just like Google, Amazon, and online banking, cloud-based financial applications were built for the Internet age. Also known as "software as a service" (SaaS), these applications offer direct, always-on access to the solution, typically paid for on a per-user/per-month subscription basis.

They are multi-tenant, which means you can unlock only your own data, but you work from a shared system—a single set of resources, application infrastructure, and database. There are no upfront fees, capital investments, or long-term commitments because you do not buy, license, or manage the underlying hardware, software, or networking infrastructure. Upgrades are performed at no cost to you. Even if you make extensive changes to the system, your customizations "roll over" to work with the new upgrade.

## Software delivery models at a glance

Must have feature	On-premises software	Hosted software	Cloud computing/SaaS
Application development	Developed for the 1980s innovation of client/server, Windows-based computing.	Runs on-premises software in a third-party data center and adds a layer for online delivery (e.g., Citrix).	Developed from the ground up for online delivery.
Deployment	Installed on the customer's own hardware.	Installed on a third-party vendor's hardware – delivered via an internet connection.	A single vendor both develops and operates the applications – delivered via an internet connection.
Implementation	Usually 3–6 months.	Usually 3–6 months.	Usually 6–12 weeks.
Customization	Can be expensive and time consuming. Risk of “dead-end” customizations that break when new versions of software are released.	Same as on-premises.	Clickable configurations replace costly customization and do not break with application upgrades.
User interface	Designed for Windows machines in a client/server environment, and not always optimized for ease of use and learning.	Same as on-premises, with an extra layer for presentation (e.g., Citrix).	Designed from scratch for the Web environment, to match the paradigm users expect and are familiar with. Built from the ground up to be easy to use on multiple devices, with multiple operating systems.
Upgrades	12+ months.	Same as on-premises.	Generally quarterly.
Integration	Difficult and expensive.	Same as on-premises.	Readily available via application programming interfaces (APIs).
IT support	Generally provided by the customer.	Same as on-premises, but complicated by existence of third-party hosting vendor.	Generally included in the package from vendor.
Multi-tenancy	Not multi-tenant. Each instance of the application requires its own hardware/software/networking environment.	Same as on-premises.	Applications are designed to be multi-tenant.
Hardware requirements	Requires a specific operating environment.	Same as on-premises. Users typically limited to Windows only.	Delivered via a Web browser so generally operating system- and browser-agnostic.
Accountability	Vendor is responsible for the software, IT department is responsible for operations.	Hosting provider and software developer are two different organizations so accountability is complex. IT department is still responsible for operations.	One vendor provides end-to-end solution so accountability is inherent.

# Considering cloud

## **Gut check: is the cloud right for my finance organization?**

The cloud offers compelling and unmatched advantages for deploying business software, and particularly financial applications. Instead of continuing to invest in antiquated on-premises systems, leading digital transformation (DX) businesses have turned their focus to SaaS and cloud-enabled software because they need flexible and agile financial applications that are relatively easy to implement, configure, and update.

Demand for cloud-based financial applications continues to grow because of the ability to access and analyze massive amounts of data in near real time. With speed as a guiding factor to winning business globally, organizations want, and need, more from their finance systems than ever before, and that includes using the most up-to-date and advanced systems found in SaaS and cloud-enabled finance systems. (Source: IDC MarketScape: Worldwide Cloud and SaaS ERP Accounts Receivables and Accounts Payables Applications 2018–2019 Vendor Assessment). While your next financial solution very well could be a cloud solution, it doesn't have to be. And it certainly should not be a choice based on "what everyone else is doing." Is the cloud right for your finance organization? Conduct a quick gut check with these six questions.

### **1. Does my team need to work outside the office?**

"Anytime, anywhere" accessibility is a key benefit of moving to the cloud. The whole finance team can work anywhere—in the office, at home, around the corner, or around the world—using only a standard and secure Web browser and an internet connection. You don't need extra security hardware or software, or a VPN connection.

### **2. Does my business need to accelerate financial processes—without increasing headcount or IT budget?**

High ROI and rapid payback are common with cloud applications. In a recent study by Nucleus Research, cloud-based financial management and accounting implementations were found to deliver 3.2x more ROI than on-premises software\*. Considerable financial advantages come from avoiding the capital investments and operating expenses associated with an on-premises system. But cloud systems also drive higher ROI through time savings and process efficiencies. Since cloud systems are inherently Web-based, live, and

real-time, they greatly accelerate crucial financial processes like collections, consolidations, and period closes. Plus, modern cloud-based systems offer extensive automation and integration capabilities. You can go a long way toward eliminating productivity busters like manual data entry, paper-based processes, and spreadsheet maintenance.

### **3. Does my financial system need to integrate with Salesforce.com or other applications?**

Easy integration comes with the territory in the cloud. APIs and Web services enable cloud systems to easily integrate with one another so your company can use the best applications for each functional area of the business. That means no more costly custom programming and maintenance from expensive IT resources.

### **4. Do my managers want or need self-service access to their relevant KPIs?**

Real-time visibility is a hallmark of today's cloud systems. You can provide access not only to traditional finance department users, but also to other stakeholders across the business. For instance, many financial services firms that are adopting cloud financials provide real-time dashboards for their management team, so everyone can see the key performance indicators that apply to their department.

Others provide access to a broader range of employees so they can view dashboards, enter and approve expenses, and create purchase orders. Some also give lenders, auditors, CPAs, and board members real-time access to key information to build trusted relationships.

### **5. Does my organization struggle with inefficient processes?**

The cloud can help you gain company-wide operational efficiencies. You can streamline classic finance processes—such as consolidations and closes. But you can also leverage the Internet to tie in other company functions and processes, as well as your customers and suppliers.

For a few examples, you can coordinate purchasing workflows that involve all stakeholders. You can deliver a 360-degree order-to-cash process that connects finance and sales. And you can create budget dashboards for department managers and help increase operational alignment. The cloud enables companies to sidestep the pitfalls of "management by spreadsheet" and avoid the limitations of single-user systems like QuickBooks that trap information in desktop silos.



## **6. Do we need to compete with bigger businesses—on a smaller budget?**

A cloud-based financial system lets you tap into a world-class infrastructure. Your vendor amortizes costs over thousands of customers, so they can maintain world-class infrastructure and provide you with 24x365 operations, continuous backups, disaster recovery, and superior security. This offers you a far higher level of performance, reliability, and security than you may be able to afford on your own. Plus, cloud applications can be provisioned immediately and are upwardly and downwardly scalable. So you can get started quickly and change on a dime.

### **Brookfield Asset Management’s Public Securities Group moves from on-prem to the cloud with Sage Intacct**

A wholly-owned subsidiary of Brookfield Asset Management, Inc., Brookfield’s Public Securities Group invests in publicly traded real estate and infrastructure securities. The group currently manages approximately \$16 billion in assets under management globally. Over the past few years, the firm underwent a significant evolution as it reevaluated strategies and laid a foundation for growth.

The entire company was using a legacy mainframe system that required central administration and IT maintenance, complicated reporting workarounds, and paper-based processes. Accounting workflows were cumbersome and inefficient, especially for the Public Securities Group’s distributed finance team. In order to resolve these issues, Brookfield decided to make a switch to a more robust ERP solution—Sage Intacct.

*“We wanted to upgrade to cloud-based financial software with flexible reporting simple configuration, and reliable security,”* noted Kyle O’Connor, vice president of finance and accounting for Brookfield’s Public Securities Group. *“Choosing Sage Intacct was an easy decision because it met all of our key requirements. After comparing it with multiple other options, we were most impressed by Sage Intacct’s comprehensive multi-entity functionality, which I knew I could manage myself without a computer science degree.”* With Sage Intacct and American Express vendor payment services, Brookfield’s Public Securities Group completely revamped its accounts payable (A/P) process.



Brookfield Public Securities Group cut their monthly close in half, improved Accounts Payable efficiency by 40%, saved 120 hours per year on report preparation, and gained granular departmental insights for better planning—allowing the team to take on new responsibilities and scale with minimal, if any, added headcount.

As a result, the A/P team cut in half the time they spent securing approvals, mailing hard copy checks for signatures, and entering vendor payments—and cleared their backlog of over 100 bills.

In addition, Sage Intacct's global consolidations, currency conversions, projects, and fixed assets capabilities streamlined several other financial workflows.

The group shortened its monthly close to just ten days, which ended a perpetual cycle of starting on the next month's close without any break after completing the prior month's. And because Sage Intacct's general ledger uses dimensions that capture the business context of each transaction, Brookfield's Public Securities Group can now analyze performance by various drivers without having to manipulate data outside the system in Excel.

*“With Sage Intacct's flexible reporting, we can cut the data however we need to for real-time planning, which is a great improvement over our old software that only allowed a general ledger dump into Excel. And as we're working on the coming year's budget, Sage Intacct allows us to do detailed comparisons for specific departments—something we've never had before—and get our budget finalized ahead of time instead of after the year is already half over. This will certainly help us improve the group's gross margins down the road.”*

—Kyle O'Connor, Vice President of Finance and Accounting, Brookfield's Public Securities Group.

### **Results**

- Obtained faster insights and cut monthly close process in half.
- Improved Accounts Payable efficiency by 40%.
- Saved 120 hours/year on report preparation.
- Maintained lean finance team despite continued business growth.
- Software paid for itself in less than 6 months.



“With Sage Intacct’s flexible reporting, we can cut the data however we need to for real-time planning, which is a great improvement over our old software that only allowed a general ledger dump into Excel.”

**Kyle O’Connor**

Vice President of Finance and Accounting,  
Brookfield’s Public Securities Group.

# Evaluating solutions

## **Selecting a solution: it's still about best practices**

When it's time to evaluate vendors for your financial system, it's essential to remember that you're ultimately choosing a sophisticated software application. Even with cloud-computing implementations, the basic process of vetting vendors remains unchanged. Consult the basic evaluation checklist below—then be sure to read on for additional questions you should ask cloud vendors.

## **Gather requirements**

Carefully define and document your needs. Get input and gain consensus from key users in finance and related departments across the organization. Do you need to integrate with CRM systems? Talk to sales. Do you need to deploy new purchase requisition processes? Talk to accounts payable.

## **Identify top priorities and challenges**

No system meets every need for every user. Determine which functionality and requirements are “musts” and rank them so that you can select the system which best fits your finance team's unique needs.

## **Create an RFI/RFP**

With requirements established, now's the time to list your needs, expectations, and parameters on a Request for Proposal (RFP) form that you can send to a short list of vendors. Using the same form for all vendors will allow you to make an apples-to-apples comparison of solutions.

## **Research your options**

Go online to develop a short list, sift through competing offerings, and comb through independent research and reviews. You can also consult social networks like LinkedIn and Twitter to connect with people that are already using the products you are evaluating. For real-world reviews by actual users, check out [Proformative](#), [TrustRadius](#), and the [Salesforce.com AppExchange](#).

## **Demo or trial from short list**

There's no substitute for careful evaluation of the user experience. But also be sure to see how things work at the administrative level as well.

## **Focus on product fit**

Don't overlook the basic truth: Regardless of deployment model, there's still no substitute for functional excellence. You need a financial system that offers the comprehensive, up-to-date features that modern organizations require.

For instance, many companies find that multiple entity consolidation and project-based accounting are as essential as real-time reporting, process customization, automated approvals, and integration with other software products.

## **Check references, score, and select**

Be sure you carefully screen vendor references. Make certain that vendors provide access to happy and successful customers, but don't overlook online forums like the [Salesforce.com AppExchange](#), where you can access unscreened, unfiltered feedback about vendor performance.

# Vetting cloud vendors


What to look for in a cloud software provider. When you move finance to the cloud, your vendor—not your IT department—will operate the financial system for you. This fundamental difference should have a major impact on your evaluation process.

It's not like the old days when you licensed software from the vendor, and then were on your own. In the cloud computing world, the vendor has to form a long-term partnership with you and continue to earn your business every month. So you need to ensure your vendor can do a better job at running your system than you can—and that it will keep up the good work, month after month.

## Seven Attributes to look for in a cloud vendor

**1. Implementation success.** The ideal cloud financials solution is designed from the ground up as a cloud application and is backed by a vendor and partners with extensive experience. Make sure your vendor can point to a proven track record of successful implementations.

**2. Operational track record.** Your chosen vendor isn't merely developing and licensing software. They're managing the financial systems that run your business—which makes the partnership strategic for you. Find out how your vendor conducts business. What's the cultural fit with your company? What



standards do they pursue? Where are the applications physically being run?

**3. Data ownership.** Ensure that it's unambiguous that you own your own data and can obtain a copy of your data (for an appropriate fee) if your relationship ends. You'll also want an agreement for appropriate assistance in migrating away from the vendor should you ever decide to leave.

**4. Infrastructure and security.** Most cloud-computing vendors partner with elite data center providers that provide the backbone to their offerings. Find out who those partners are. Where are the data centers located? What are the business-continuity contingencies? What security standards have they adopted? Can they deliver guaranteed and appropriate levels of uptime? How do they prevent, detect, and remediate physical and network security breaches? Thoroughly evaluate each vendor's network operations center and technology infrastructure.

**5. ROI/TCO.** Although the financial models can vary significantly, the total cost of ownership is typically far lower for cloud-computing systems than it is for on-premises and hosted systems. Take the time to carefully structure proper ROI scenarios and timelines to determine the investments and payback periods. The only ongoing costs should be monthly fees for the software subscription, training, and configuration. If you're comparing cloud to on-premises, remember that software licensing for an on-premises solution actually makes up a very small percentage of its total cost.

Additional ongoing costs may include customization, hardware, IT personnel, maintenance, training, tuning, customizations, network maintenance, and much more. And that translates into a far more difficult investment hurdle. What's more, cloud computing costs are taken entirely from OPEX, whereas on-premises deployments typically include even larger OPEX plus significant CAPEX investments. (See Figure 1 below.)

**6. Support agreement.** A good support agreement will specify what level of support is free with subscription and will offer several levels of additional support. If it's important to you to have access to U.S. based experts, find out where your vendor's support team is located. It's also a good idea to inquire about the people on your support team. Will there be accounting experts and seasoned representatives available to you if needed?

**7. Service level agreements.** Given the stakes, a world-class service level agreement (SLA) is a non-negotiable requirement when dealing with a cloud-computing vendor. With cloud computing, you rely more heavily on your vendor for support. You can't simply walk down the hall to ask your IT department for assistance if you encounter a system problem.

Make sure your vendor has the appropriate infrastructure to offer the best expertise and responsiveness, and be sure to get an ironclad, comprehensive SLA. As the basis of your relationship, this document can be enforced for many years and is essential to setting expectations and insulating your organization from risks. Look for SLA transparency from vendors who are unafraid to publish 12-month histories and current system status on their public websites. If a vendor doesn't have a public system-status website, it should be a major red flag that they may not have a complete handle on their operations.

**Seven SLA must-haves**

Your vendor's Service Level Agreement should specify incentives and penalties for these performance metrics—and more. Make sure you've got the following areas covered, in writing.

- 1. System availability.** Look for a vendor that can commit to 99% availability or higher
- 2. Disaster recovery.** If there's a data center disaster, make sure that you'll be back up in 24 hours, and that you'll lose no more than 2 hours of data.
- 3. Data integrity and ownership.** If you decide to leave your cloud vendor in the future, you should be able to get your data out of the vendor's system—period.
- 4. Support response.** As a general rule, your vendor should be transparent about what constitutes a high-priority, medium priority, and lower priority issue—and should be able to respond to high priority requests within one to two hours.
- 5. Escalation procedures.** If you have a support case that you feel needs to be escalated, be provided with a clear escalation path and the contact information of at least three people to contact.
- 6. Maintenance communication.** Your vendor should let you know when regular recurring maintenance activities take place, and should post a special notification if any maintenance activity is expected to take longer than normal.
- 7. Product communication.** Your vendor should commit to providing regular updates on new product features and product release notes.

**Figure 1: Cloud computing turns Capex into Opex**

On-premises model	Cloud model
Upfront license fees	Pay for what you use
18+% Annual maintenance fee	Included
Customer bears all IT cost & risk	Vendors problem
18–24 Month release cycles	Monthly innovation
Customer bears all upgrade cost & risk	Vendor handles
“Ship and forget”	Vendor accountable

# Buyer beware

How to be an informed buyer  
As the buyer of a cloud solution, you're in control. Again, cloud vendors must earn your business every month. They are motivated to look past the initial sales transaction and focus on a long-term relationship that keeps you happy.

After you've done the hard work of assessing your requirements, drawing up your short list, and selecting a vendor to do business with, make sure that you understand what you're going to be paying for and when.

## Two bits of guidance:

- 1. Be wary of steep upfront discounts.** Protect yourself by ensuring your agreement includes caps on price increases over time, or you can find yourself with a nasty surprise at the end of your first year of service.
- 2. Factor in all the variables to avoid surprises.** Pricing models for cloud applications vary widely. Some vendors charge an all-in-one fee. Others might break out various components like maintenance, support, or training and then add overage charges based on the number of users or number of transactions.




# Conclusion

You're in the power seat. With so many alternatives for financial applications, financial leaders must ensure they understand the implications of all options: on-premises, hosted, and cloud computing.

Ultimately, cloud computing is about capitalizing on a new software delivery model that accelerates payback of a larger ROI and better aligns the financial organization with the new dynamics of growing businesses. In this guide, you've discovered why legacy systems make it difficult to get good financial information, what to expect from a modern cloud-based solution, and how to make sure you choose the right solution for your organization.

In today's market for accounting applications, the buyer has the power. No matter what solution you choose, you should expect faster financial closes, easier regulatory compliance, less manual work, real-time visibility and reporting, and an outstanding service level agreement. Good luck with your buying journey





# About Sage Intacct

Sage Intacct is the #1 cloud financial management system for data-driven, growing organizations. Our modern, true cloud solution with open APIs, gives multi-location or multi-entity organizations a shared chart of accounts, instant and continuous consolidations, and centralized payables while eliminating manual processes for payments and intercompany accounting. Sage Intacct helps you save time and improve accuracy—without adding staff.



# About Equation Technologies

Equation Technologies provides business management solutions for mid-sized companies in the USA and Canada. We make carefully crafted recommendations from among the industry's best-performing ERP software, including Sage Intacct and Sage 300. We help you **reduce the risk in choosing and implementing solutions** by:

- Listening closely to your challenges and exactly how your business works.
- Developing processes that match your business, not requiring you to conform to a software system.
- Mapping out efficiencies using technology to improve operations without adding staff.

Our main goal is simple: have a clear understanding of our clients' goals. We believe the only way to sufficiently grasp that information is by listening first, and offering valuable advice later. We also know that one single approach is not right for all businesses. We leverage our team's vast education and business experiences across industries to focus on our clients' unique needs. We understand the importance of your business. We know when you call on us, time is of the essence and we value & respect your time.

Equation Technologies  
533 2nd Street Encinitas, CA 92024  
866-436-3530  
[www.equationtech.us](http://www.equationtech.us)