

Extending the boundaries of Sage 300











"Find out why over 6,000 companies rely on Orchid's Sage 300 Add-ons every day"

SWKTECHNOLOGIES 2021
EMPOWER
Virtual Conference

www.orchid.systems

About Orchid | Who we are, what we do...



 6000+ Sage 300 Sites	 80+ Countries	 25+ Years In Business	 450+ Sage Business Partners
 Sydney Australia	 10+ Industry Awards	 13+ Integrated Modules	 2 (Average) Modules Per Site



Development
Partner
Endorsed | Gold

www.orchid.systems

Orchid's Sage 300 Add-ons



Collaboration

- Notes
- Document Management Link

Tailoring, Automation & Integration

- Extender
- Process Scheduler
- Remote Action
- Workflow Anywhere

Streamlining Financial Processes

- EFT Processing
- Inter-Entity Trade
- Inter-Entity Transactions

Budgeting, Reporting & Business Intelligence

- Info-Explorer
- Optional Tables
- Data Views
- Report Runner

Operations & Inventory Management

- Return Material Authorizations
- Bin Tracking
- Freight SmartLink

Collaboration | These Orchid modules let you...

Create, locate, update and share information in intuitive, powerful ways that can be easily integrated into your everyday use of Sage 300



Notes

- Attach context-sensitive notes to Sage 300 screens



Document
Management Link

- Easy access to essential documents directly from your Sage 300 screens


Notes | Attach context-sensitive notes to Sage 300 screens

Improved collaboration through better information sharing

- Save time and improve customer service with information readily at hand
- Reduce reliance on offline content and notes held outside Sage 300
- Support on-the-job training with contextual data-entry guidelines
- Supports remote working and multi-site operations

Highly flexible configuration

- Context-sensitive notes on any Sage 300 screen, plus 3rd Party SDK modules
- Linked to any data, up to 2 fields (e.g. Vendor + Item)
- Notes can include rich text, hyperlinks, and even small images
- Control who sees what by configuring role-based rules



Create dynamic "Extended Notes" by combining with Orchid Extender



- **Conditional Notes:** e.g. Display contextual reminder only if certain conditions are met
- **"On the Fly" Notes:** e.g. display YTD sales for this customer, or real-time stock availability
- **Enhanced Functionality:** e.g. drill down to open transactions from Order Entry screen
- **External/Cloud Integration:** e.g. request current exchange rate or freight charges

Notes | In action

ORCLTD - O/E Order Entry

File Settings Help

Order No. No. of Shipments Last Shipment No.

Customer No. Mr. Ronald Black Last Invoice No.

Order Customer Taxes Optional Fields Sales Split Rates Totals

Template Code PO No. Status: Posted

Order Date ☐ On Hold

Order Type ☐ From Multiple Quotes ☐ Job Related ☐ Project Invoicing ☐ Retainage

Ship-To Location Location Port of Vancouver

Deliver By Exp. Ship Date

Ship Via Cross-Country Trucking Lines Tracking No.

Description Reference

Lin...	Type	No. / Misc. Charge	Kit/BOM	Description	Price List	Location	Deliver By	Exp. Ship Date
1	Item	A1-103/0		Fluorescent Des...	USA	4	17/02/2019	17/02/2019
2	Item	A1-320/0		50W/12V Halog...	USA	1	17/02/2019	17/02/2019
3	Item	A1-310/0		Halogen Desk Li...	USA	1	17/02/2019	17/02/2019
4	Item	A1-400/0		Desk Note Book	USA	4	17/02/2019	17/02/2019
5	Item	A1-450/0		Bulletin Board	USA	4	17/02/2019	17/02/2019

Qty. on Hand

Qty. on Sales Order

Qty. on Purchase Order

Qty. Committed

Qty. Available

Location 4 (Ea.)

206

1

0

0

206

All Locations (Ea.)

1,511

48

456

0

1,511

Item/Tax...

Components...

Ship All

Order Subtotal

0.00

USD

Post

Create PO

Delete

History...

Prepayment...

Close

Extender generated Note for Customer

Notes for customer and item combination

ORCLTD - O/E Order Entry

Account Number Note - AC

New...

Please double check the Account Number in CRM <http://www.orchid.systems>

Change to credit limit - 1200

The credit limit for customer 1200 Mr. Ronald Black has been changed from 10000.000 to 12000.000.

This change was done by ADMIN by doing an Update on the customer record.

Date : 26/04/2017

Time : 14:57:54

Customer and Item specific notes - 1200/A1-103/0

Customer 1200

Item A1-103/0

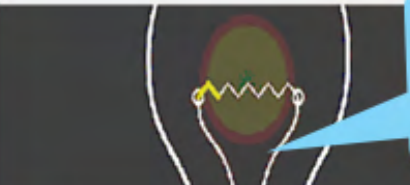
Please change Ship-Via to Entity 2 "E2" for Inter Entity Trade to create a PO for this item

Ensure customer is aware that additional warranty must be selected for rural usage

Item Details - A1-103/0

Item Note A1-103/0

[QA Documents for A1-103/0 <C:\Orchid\Custom Documents\IC Documents\light bulb.gif>](#)



Link to this item

Picture of this item

Instructions for this screen

Document Management Link | Easy access to documents from your Sage 300 screens

Improved customer interactions with documents just a click away

- Easily file, locate and retrieve documents without leaving Sage 300
- Support remote working by overcoming your reliance on physical documents
- Helps make the paperless office a reality

Highly flexible configuration

- You control how and where links to documents are displayed
- Any Sage 300 screen, plus 3rd Party SDK modules
- Context-sensitive - link to any data, up to 2 fields (e.g. Vendor + Item)
- Most file types supported, including emails & attachments

Document Storage & Sharing options



 SharePoint

- Builds on your existing document scanning and capture systems
- Documents can reside in a shared network folder, or Microsoft SharePoint
- Map to your preferred cloud-based file sharing service (Dropbox etc.)
- Add new documents by drag & drop
- Email linked documents directly from DML

 Google Drive

 OneDrive

 Dropbox



Document Management Link | In action

ORCLTD - A/P Invoice Entry

File Settings Help

Batch Number: 68 DML Batch - showing linked documents

Batch Date: 05/01/2019 No. of Entries: 15 Total Amount: 2,498.060

Document Taxes Terms Optional Fields Rates Totals

Entry Number: 1 Entered By: ADMIN

Vendor Number: 1200 Chloride Systems Currency: USD

Remit-To Location: Account Set: USA

Document Type: Invoice Document Date: 05/01/2019 Posting Date: 05/01/2019 2019 - 01

Document Number *: IN08899 On Hold Job Related Retainage

PO Number: Order Number: Document Total: 108.25

Distribution Set: Dist. Amount: 0.00 Create Dist.

Lin...	Q	Dist. C...	Description	Q	G/L Account	Account Description	Q	Entity	Q	Project	Amount
1		INV	Purchase of inventory		1300-1	Inventory		1		PROJECT AB	100.00

Account/Tax... Undistributed Amount

Save Delete Prepay... Post Close

File

IN08899.msg
IN08899.pdf

Individual invoice IN08899 and supporting files

All Vendor Documents - 1200

File

100-01.pdf
DOC776655.msg
DOC776655.pdf
IN08899.msg
IN08899.pdf
IN120111 - Backup calculations.xlsx
IN120111.pdf
IN120121.pdf
IN120131.pdf
IN120141.pdf
IN120151.pdf
INV100.pdf
INV123.pdf
PI000044-1.pdf
PI000044.msg
PI000044.pdf
PO8976- for desk lamps.msg
SO-12345.pdf

All invoices for vendor 1200

Any file type

Folders & files or just files

2020 Contracts - 1200

File

2019 Contracts
1200 - Contract for raised garden bed.docx
Server re-wiring confirmation email.msg
Server re-wiring contract.pdf
Switches in the server room confirmation email.msg
Switches in the server room Contract.pdf

All contracts for vendor 1200



Tailoring, Automation & Integration | These Orchid modules support...

Codeless tailoring of Sage 300, bespoke customization using Python, automation of critical processes and integration with external applications



Extender

- A cost-effective way to configure, customize and extend Sage 300



Remote Action

- Progress an Extender Workflow without needing to be logged in to Sage 300



Workflow Anywhere

- An Extender Workflow Console for your mobile device



Process Scheduler

- Schedule your critical business processes to run automatically and unattended

Extender | A cost-effective way to configure, customize and extend Sage 300


- Cater for business requirements that can't be met by 'out of the box' Sage 300
- Bespoke business logic without the cost and complexity of SDK development
- Use with Sage core modules, or 3rd Party modules developed in the SDK
- All configurations and scripts held within your Sage 300 database

Configure

- **Codeless Configuration:** With Extender Configurator
- **Alerts & Notifications:** Triggered by Sage 300 data changes
- **Logging:** What changed, when it changed, who changed it
- **Workflows:** Approvals and other business processes

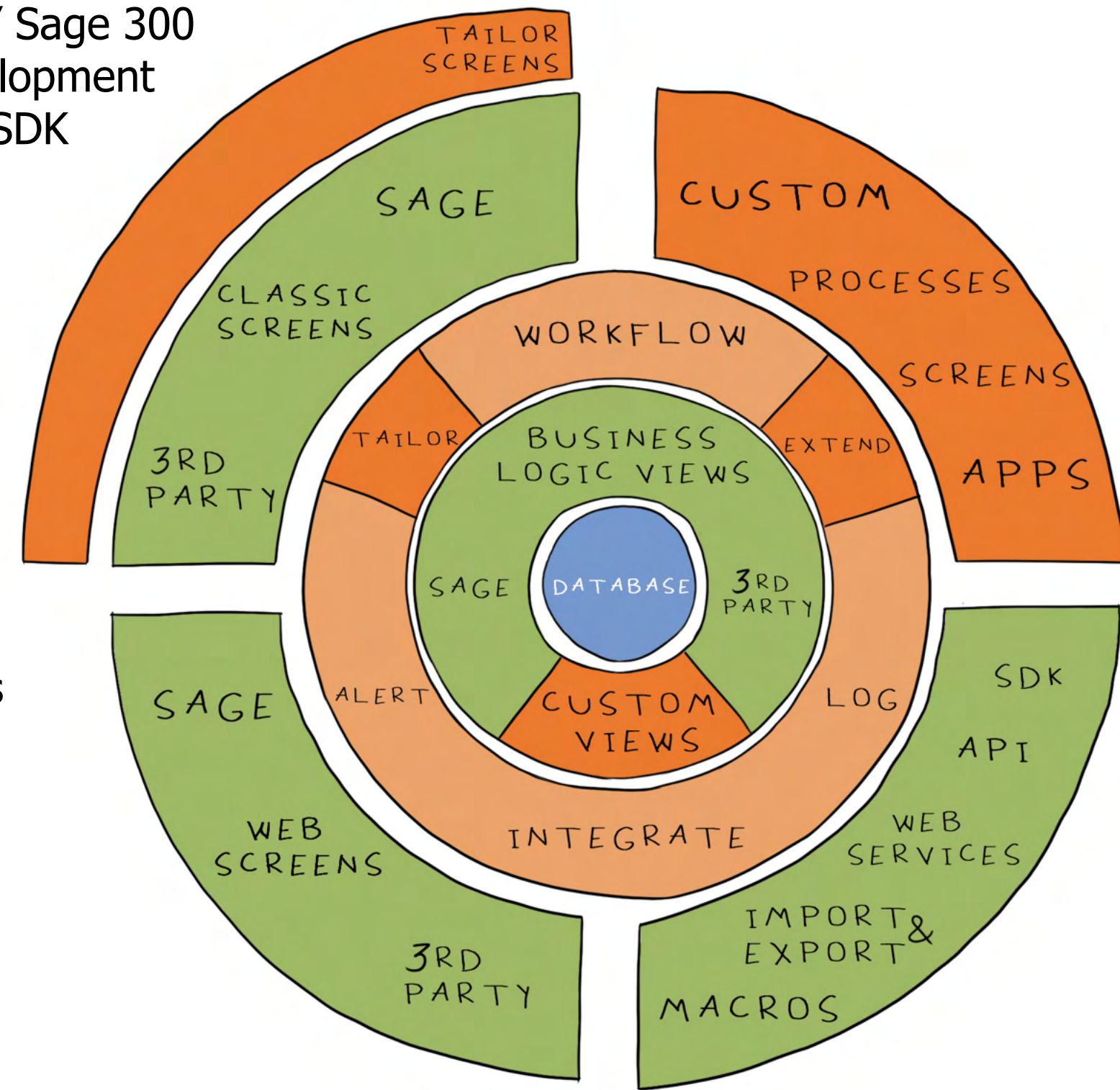
Customize

- **Python Scripting:** With Extender Developer
- **View-level Business Logic:** E.g. validations, defaults, automations
- **Screens:** Customize existing 'classic' screens, or create new ones
- **Tables:** Create custom tables and associated logic



Extend

- **Run Apps:** Execute external applications, or use our mobile Apps
- **Integration:** E.g. real-time synchronization with external systems





Extender



OrchidSystems
For Business



Credit Limit can't exceed \$ 20,000

1. Python Script applied to
2. Web Screen
3. Desktop

Logging and custom Alerting around Credit Limit

4. Context-sensitive enquiry on screen
5. Context-sensitive Note

Example:
Custom
Alerts and
Business
Rules around
customer
Credit Limit

```
def field == "AMTCLMT":  
    if user == "ADMIN":  
        if e.value > 20000:  
            error("Maximum credit limit is $20,000")  
            return 1  
        return Continue  
    if e.value > 10000:  
        error("Maximum credit limit is $10,000")  
        return 1
```

ORCLTD - A/R Customers

Customer Number * 1200

Payment Code CHECK

Delivery Method Contact's Email

Credit Bureau Information

Number 12345 Rating Date

Issue Credit Warning When

☒ Total Outstanding Balance Exceeds the Credit Limit of 25,000.00

☐ A/R Transactions Overdue by Days or More Exceed the Overdue Limit of 0.00

Currency USD U.S. Dollars

Rate Type SP Daily spot rate

Save Delete

Error

Description: Maximum credit limit is \$20,000

Source: 15.20.20

OK Help

ORCLTD - A/R Customers

Customer Credit Limit Last Changed - 1200

Customer 1200 Mr. Ronald Black

Credit limit has changed from 19000.000 to 17500.000

The change was done by ADMIN doing an Update to the customer's record.

The change was done on 15/05/2018 at 14:36:51

ORCLTD - Extender Log

From 04/05/2018 To 04/06/2018

View ID

Field

User

From Key 1200 To 1200

Date	Time	View ID	C	User ID	Key	Field Name	Old Value	New Value
25/04/2018	6:22:59	AR0024	1	ADMIN	1200	AMTCLMT	19000.000	19500.000
25/04/2018	18:42:36	AR0024	1	ADMIN	1200	AMTCLMT	18000.000	19000.000
25/04/2018	18:35:22	AR0024	1	ADMIN	1200	AMTCLMT	15000.000	18000.000
30/03/2018	7:23:50	AR0024	1	ADMIN	1200	AMTCLMT	19000.000	15000.000
10/03/2018	10:43:25	AR0024	1	ADMIN	1200	AMTCLMT	20000.000	19000.000
25/02/2018	9:34:12	AR0024	1	ADMIN	1200	AMTCLMT	18000.000	20000.000
25/02/2018	5:27:44	AR0024	1	ADMIN	1200	AMTCLMT	17000.000	18000.000
12/12/2017	11:32:12	AR0024	1	ADMIN	1200	AMTCLMT	20000.000	17000.000
12/12/2017	10:20:17	AR0024	1	ADMIN	1200	SWHOLD	1	0
12/12/2017	10:20:13	AR0024	1	ADMIN	1200	SWHOLD	0	1
12/12/2017	10:19:09	AR0024	1	ADMIN	1200	AMTCLMT	20000.000	20000.000
4/12/2017	13:04:27	AR0024	1	ADMIN	1200	AMTCLMT	17000.000	20000.000
7/11/2017	17:07:32	AR0024	1	ADMIN	1200	AMTCLMT	19500.000	17000.000

Refresh Press CTRL+F in any column to filter

Close



Extender | Screen Customizations



Extender



OrchidSystems
For Business



python

1. Add Buttons
2. Add Fields
3. Add Tabs
4. Change Finders
5. Hide Fields

ORCIN2 - O/E Order Entry

File Settings Help

Order No. 0RD0000000000001 No. of Shipments 0 Last Shipment No. Last Invoice No. Customer No. 1200 Mr. Ronald Black

Order Customer Taxes Optional Fields Sales Split Totals EDI Details Shipping Details

Template Code ACTIVE PO No. Status: Entered By: ADMIN

Order Date 15/01/2019 On Hold

Order Type Active From Multiple Quotes Job Related Project Invoicing Retainage

Ship-To Location WAREHS Location 4 Port of San Francisco

Deliver By 15/01/2019 Exp. Ship Date 15/01/2019 Calc. Tax

Ship Via CCT Cross-Country Trucking Lines

Description Ship asap Reference Ref 0901-1

Lin...	Type	Q Item No./ Misc. Charge	Q Kit/BOM	Description	Q Price List	Q Location	Deliver By	Exp. Ship Date
1	Item	A1-103/0		Fluorescent Des...	USA	4	15/01/2019	15/01/2019
2	Item	A1-105/0		13W Mini Fluore...	USA	1	15/01/2019	15/01/2019
3	Item	A1-400/0		Desk Note Book	USA	4	15/01/2019	15/01/2019
4	Item	A1-450/0		Bulletin Board	USA	4	15/01/2019	15/01/2019

	Qty. on Hand	Qty. on Sales Order	Qty. on Purchase Order	Qty. Committed	Qty. Available
Location 4 (Ea.)	206	10	0	0	206
All Locations (Ea.)	561	179	486	0	561

Item/Tax... Components... Ship All

Order Subtotal 816.65

Post Create PO Delete History... Prepayment... Add Freight Close

ORCIN2 - O/E Order Entry

File Settings Help

Order No. 0RD0000000000001 No. of Shipments 0 Last Shipment No. Last Invoice No. Customer No. 1200 Mr. Ronald Black

Order Customer Taxes Optional Fields Sales Split Totals EDI Details Shipping Details

Shipping Date 24/05/2018

www.orchid.systems

Extender | Extending Grids

Add Optional
Fields to Grids!

Example: Add
Detail Optional
Fields Entity and
Projects to the AP
Invoice Entry Grid

ORCLTD - A/P Invoice Entry

File Settings Help

Batch Number 78 Batch Date 20/01/2019 No. of Entries 1 Total Amount 800.000

Inter Entity Expense Allocation

Document Taxes Terms Rates Totals

Entry Number 1 Entered By ADMIN

Vendor Number 1350 Exclude Industrial Batteries Currency USD

Remit-To Location Account Set USA

Document Type Invoice Document Date 20/01/2019 Posting Date 20/01/2019

Document Number INVOICE123

PO Number

Order Number

Distribution Set EQRENT Equipment Rental Document Total 800.00 Dist. Amount 500.00 Create Dist.

Lin...	Q	Dist. Code	Entity	Project	Description	Q	G/L Account	Account Description	Amount
1		EQUIP	1	Project ABC	Equipment rental		6260-1	Equipment lease or rent	250.00
2		EQUIP	2	PROJECT X	Equipment rental		6260-1	Equipment lease or rent	250.00
3			2	PROJECT Y			6260-1	Equipment lease or rent	300.00

Account/Tax... Undistributed Amount 0.00

Close



Extender | Create your own Sage 300 Views!



Extender



OrchidSystems
For Business

Example:
Custom
Table / View
holding Net
Promoter
Score Data

ORCLTD - Extender Custom Table Editor

File Help

NPS - Customers Load

Customer Number 1100

NPS Survey Date 01/01/2019

NPS Score 5

NPS Comment Sent wrong item

Save Delete... Close

ORCLTD - Extender Custom Tables

File Help

Name NPSCUST View ID V10702 Database Table Name NPSCUST

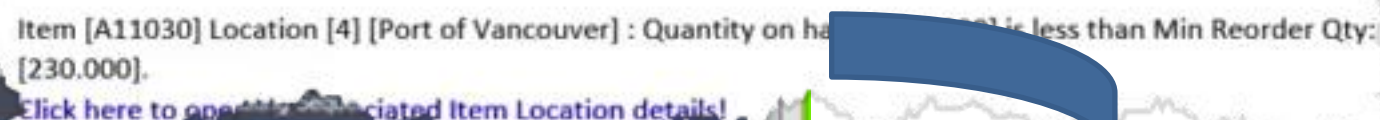
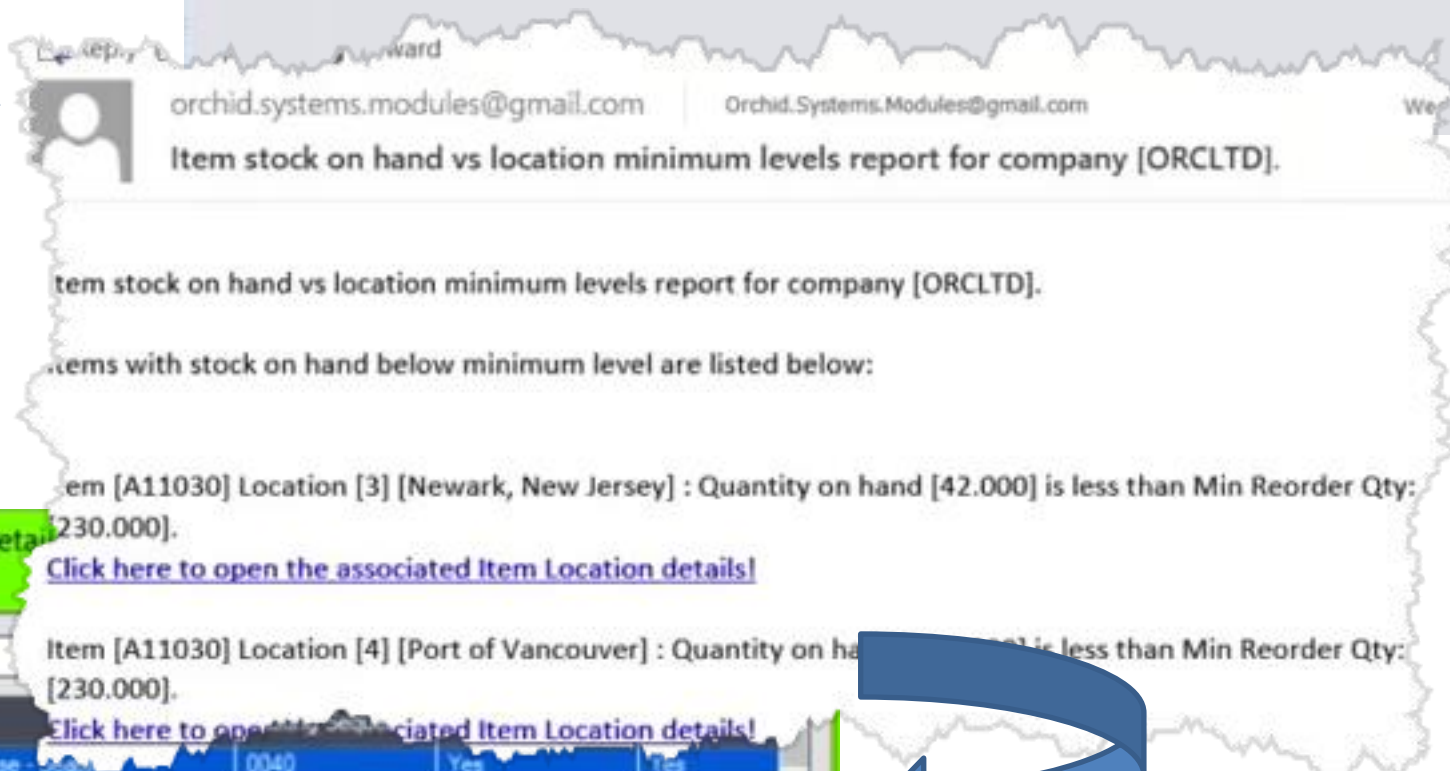
Fields Keys

Name	Type	Description	Size	Decimals	Mask	Finder Table	Finder Field	List Values eg '0=Inactive;1=Active'
CUSTID	Text	Customer Number	24	0		AR0024	IDCUST	
NPSCDATE	Date	NPS Survey Date	5	0				
NPSSCORE	Integer (16 bit)	NPS Score	2	0				
NPSREASON	Text	NPS Comment	250	0				

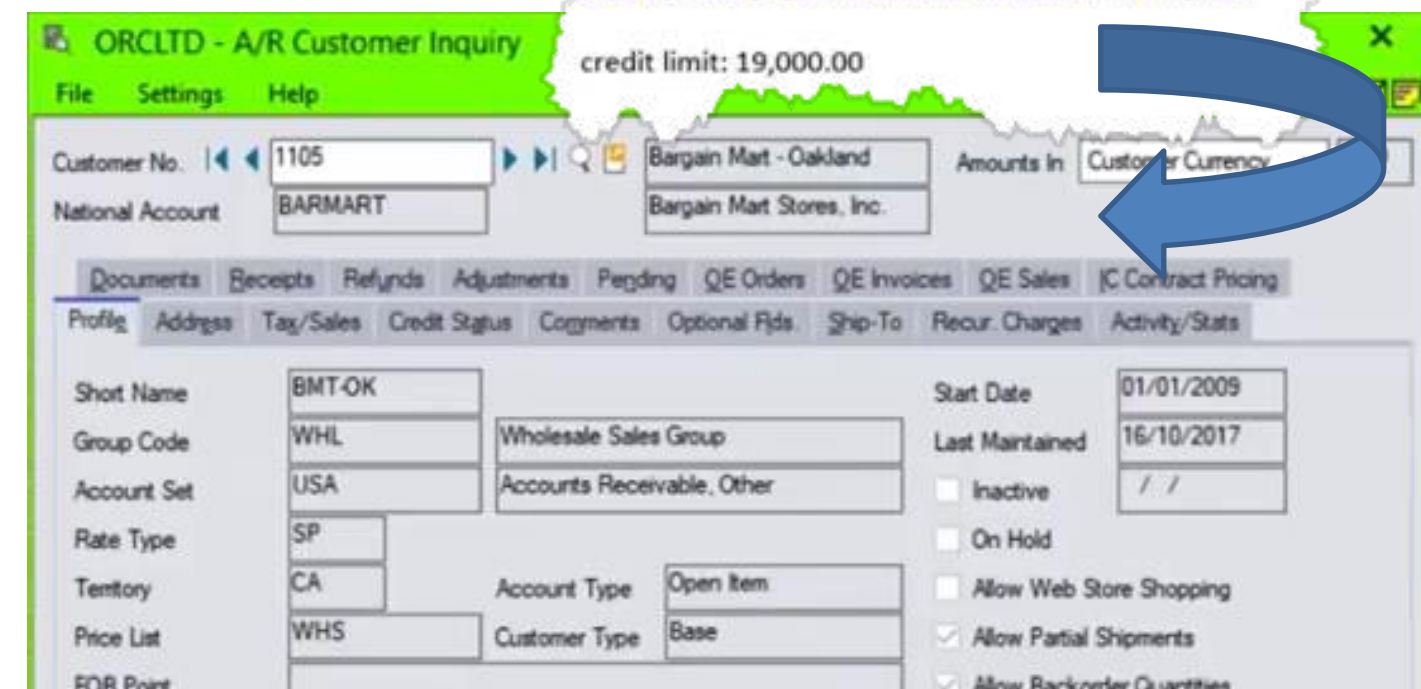
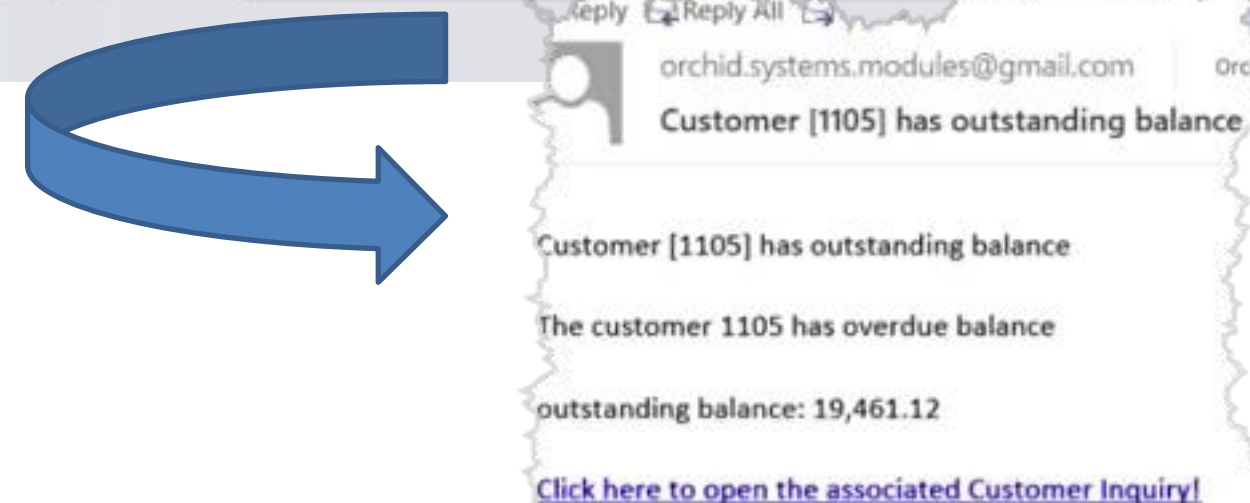
www.orchid.systems



Working together



Collections Management alert when customers become overdue





VI Extender Workflow

Setup and Use Orchid Extender Workflow



Extender



View Info to get
Fieldnames

Workflow Templates

Assign
Security
Groups

Email
Setup

Workflow
User Groups

Workflow
Colours

Workflow
Steps

Workflow
Actions

Progress
To Steps

Values

Attach Workflow to
Sage 300 view

Flowchart of
workflow tasks

Enter Email
server SMTP
details to
email from
Extender

Groups of
Sage 300
Users to
assign wf
steps

Used on the
Workflow
Console

A collection of
Actions

Used for actions
triggered manually on
the console

Variables used
in the workflow

- Only on flat views or Header views
- Can have multiple workflows on the same view
- Attach to View Operations (Insert/Update) or specific Fields
- Can pass parameters to the workflow

- Pre-configured Actions
- e.g. Evaluate, SetValue, Send Emails
- Set the next steps
- Can pass parameters to the workflow scripts
- If using Extender Customizer and Developer, can use custom scripts to tailor actions

Start Workflow


Workflow Console

Workflow Logs

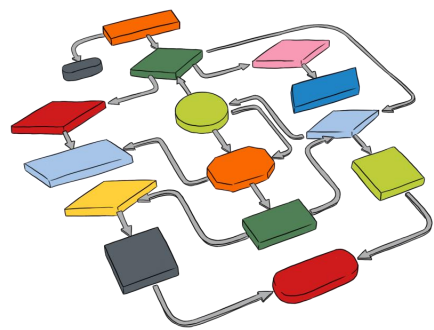
- Insert/Update Sage 300 Record
- Start manually in the console
- Start in a script or through Process Scheduler *

- Start manually Workflow steps assigned to user

- View workflow history



Extender | Create your own Workflows!



ORCWF1 - Extender Workflow Templates

File Help

Template ID: Customer Credit Limit multi-level

Description: Credit limit check -different approval users depending on requested amount

Active: Active Auto Delete instance when complete? No

Can start manually? No Can start multiple instances? No

Lin...	Step Name	Description
1	Check	Check new limit
2	Wait	Waiting for approval
3	Approve	Approve new credit limit
4	Reject	Reject new credit limit
5	Reassign	Reassign

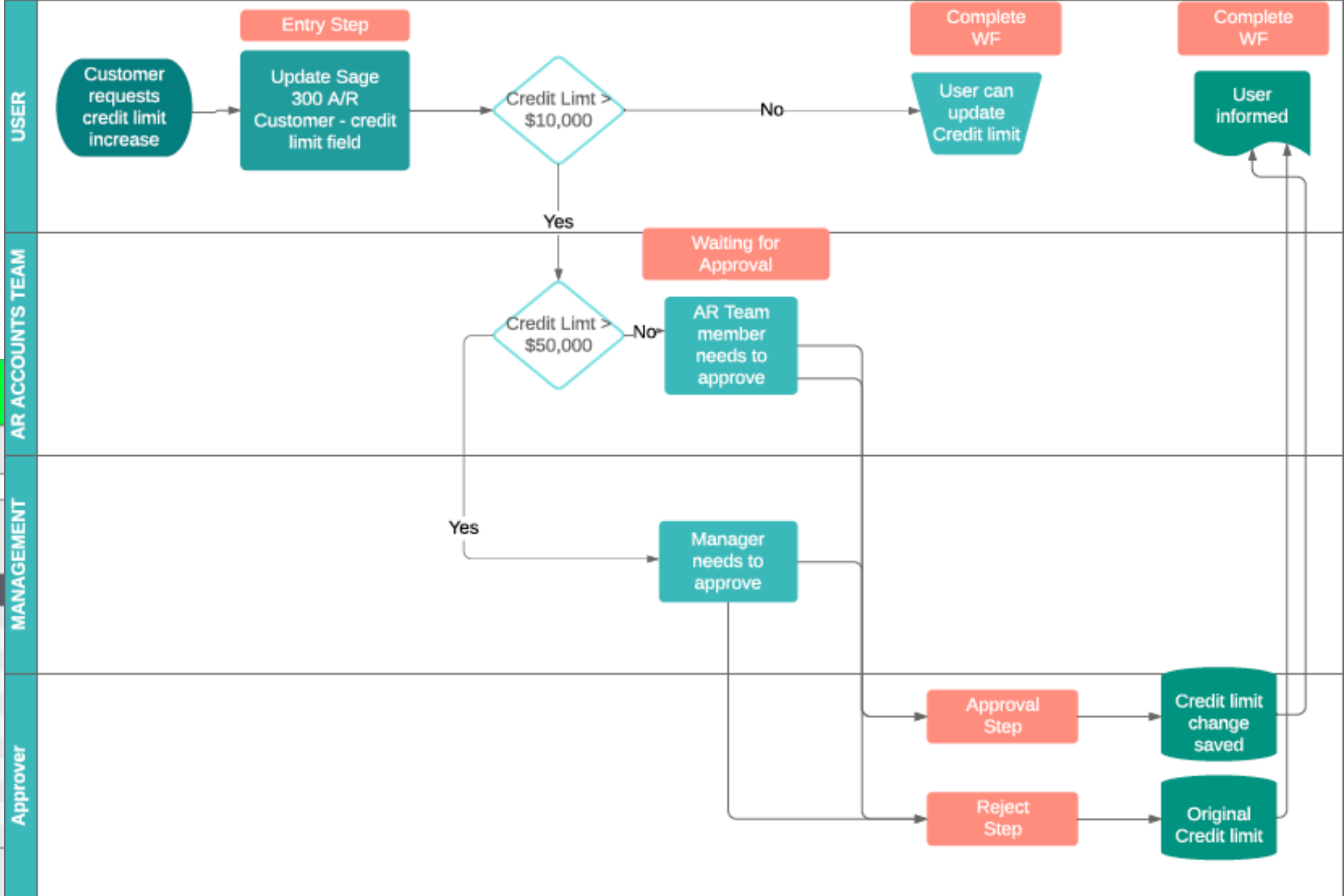
Lin...	Step ID	Parameter 1	Parameter 2	Parameter 3
--------	---------	-------------	-------------	-------------

Step Actions - Executed when a workflow enters this step

Lin...	Actio...	Action Name	Field	Operator < > >= <...	Value	True ...	False ...	Comment
1	10	SetValue	CUSTOMER	{IDCUST}		20	20	Set the Customer Value for Drill down
2	20	SetDescription	{NAMECUST} + {IDGRP}			30	30	Sets the description field, can use more than one field from Sage
3	30	Evaluate	{AMTCRLMT}	>=	{ARUSERLMT}	40	130	Limit set in the workflow values or the View Events and Scripts pa
4	40	Evaluate	{AMTCRLMT}	>=	{ARMGRLMT}	70	50	If greater than manager limit, approver = manager
5	50	AssignUser	{ARUSERAPPROV}			60	60	Assign to AR Approver group
6	60	AssignColour	Yellow			90	90	Credit limit colour for AR Approver
7	70	AssignUser	{ARMGRAPPROV}			80	80	Assign to Manager user
8	80	AssignColour	urgent			90	90	user Urgent colour on Console for large requests
9	90	SetField	{AMTCRLMT}	{ORIGCRLMT}		100	120	Restore the old credit limit for now
10	100	SetStatus	On Hold			110	110	WF status = on hold
11	110	SendEmail	WFARCUSTCLMT	susan.prommer@sam...	nathalie@orchid.systems	120	120	
12	120	GoToStep	Wait			0	0	
13	130	SetStatus	Complete			140	0	WF instance = Approved
14	140	AssignColour	Approved			150	0	Approved if below cut off amount for approval required.

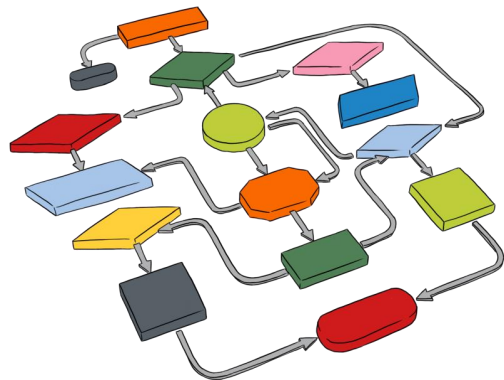
Name	Value
ARMGRAPPROV	ANNE
ARMGRLMT	50000
ARUSERAPPROV	ARAPPROVER
ARUSERLMT	10000
CUSTOMER	
ORIGCRLMT	{ORIGINAL_AMTCRLMT}

Save Delete Close



Example:
Workflow
around
Customer
Credit
Limit

Extender | Create your own Workflows!



ORCWF1 - Extender Workflow Console

File Help

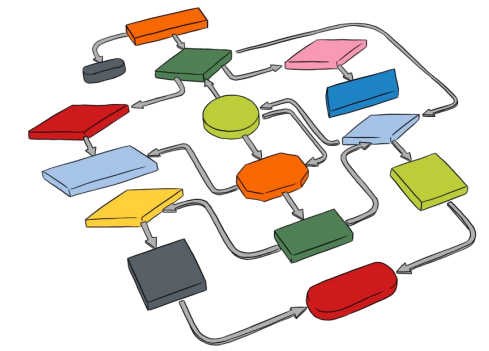
View: ☐ All ☒ Assigned to me or a group I'm in ☐ Assigned only to me

Template ID	Started On	Started At	Started By	Assigned To	View ID	Record Key	Description	Requested ...	Step N...	Status
Customer Credit Limit multi-level	3/06/2019	13:11:45	DAN	ARAPPROVER	AR0024	1100	Bargain Mart - San Diego + WHL	29000.000		Approved
Customer Credit Limit multi-level	3/06/2019	13:16:59	DAN	ARAPPROVER	AR0024	2130	Mr. Stroud Oscar Persall + RTL	14000.000	Wait	On Hold
AP Vendor manual workflow	3/06/2019	13:35:19	NATHALIE	NATHALIE	AP0015	1200	Chloride Systems Ltd			
Customer Credit Limit multi-level	3/06/2019	13:39:27	DAN	ARAPPROVER	AR0024	1105	Bargain Mart - Oakland + WHL	36000.000		Approved
OE Order on hold	3/06/2019	13:52:10	DAN	NATHALIE	OE0520	ORD000000000...	1520-Mr. Stephen Kershaw-PO: PO8764			
OE Order on hold	3/06/2019	16:19:28	NATHALIE	NATHALIE	OE0520	ORD000000000...	1200-Mr. Ronald Black-PO: PO1112			Rejected-Completed
AP Payment Batch Ready to p...	3/06/2019	17:48:13	NATHALIE	NATHALIE	AP0030	PY,57	payment batch approval test	7	Wait	
PO Order on hold	4/06/2019	9:02:02	ADMIN	NATHALIE	PO0620	PO0000000036		7707.430	WAIT	
PO Order on hold	4/06/2019	9:02:06	ADMIN	NATHALIE	PO0620	PO0000000036			WAIT	

Press CTRL-F in any column to filter

Refresh Drill Down History Values Reassign Delete Off Hold Reject Filter Close

Remote Action Service | The easy way to progress workflow actions remotely

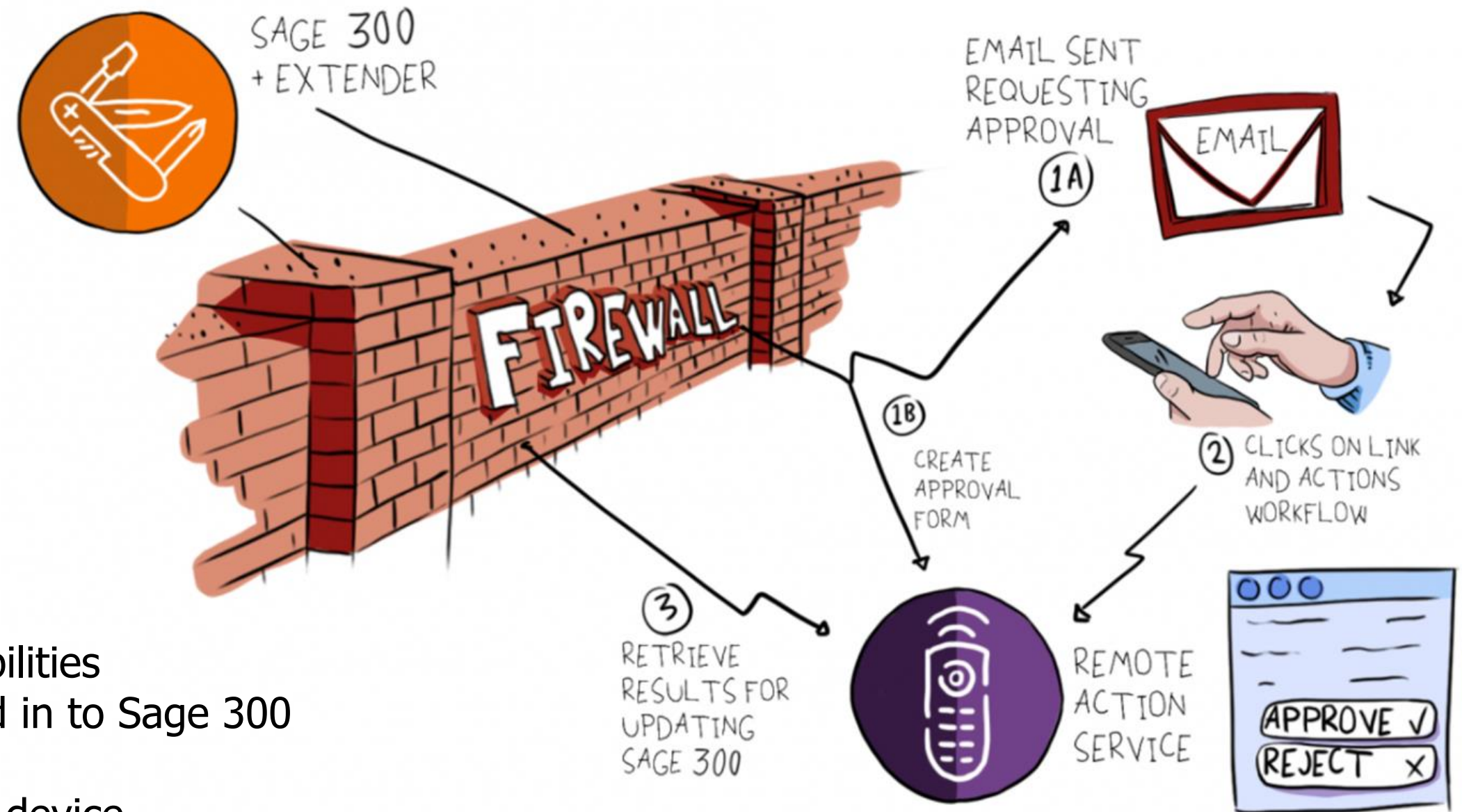


I CAN EASILY ACTION MY WORKFLOW TASKS WHEN I'M NOT AT MY DESK.



Workflow Actions made simple

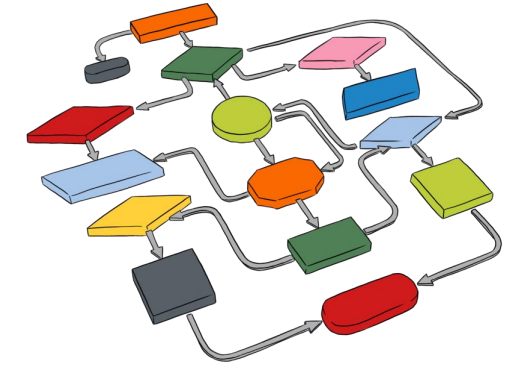
- Builds on the powerful Extender Workflow capabilities
- Progress a workflow action without being logged in to Sage 300
- Secure, with no open firewall ports to Sage 300
- Easy to use, works from any internet-connected device
- All you need is access to your email and a browser




Remote Action

www.orchid.systems

Workflow Anywhere | Use on the road or in the office



NOW I CAN MONITOR AND ACTION MY WORKFLOW TASKS, WHEREVER I AM!



A 'made for mobile' version of the Extender Workflow Console

- Install from your mobile App Store (e.g. Google Play, Apple Store)
- Monitor your current Workflow task list
- Action them in Sage 300, whether in the office or on the road



Workflow Anywhere

www.orchid.systems

Process Scheduler | Run critical recurring processes automatically

- Automates important, repetitive tasks within one or across companies
- Run processes unattended in off-peak hours
- Configurable email notifications and detailed logging

THESE RECURRING PROCESSES TAKE CARE OF THEMSELVES,
LEAVING ME TO FOCUS ON IMPORTANT ISSUES.

Combine with other Orchid modules

- **Report Runner:** Crystal Reports, Sage 300 GL Financial Reports
- **Info-Explorer:** Refresh & distribute cubes
- **Extender:** Scripts for time-based alerts, notifications, integration



Available in 3 different levels

- **Level 1:** Data Integrity, Crystal Reports, Cubes and Active Modules, Update Notifications, Extender Scripts
- **Level 2:** Level 1 plus Day End and Posting
- **Level 3:** Level 2 plus advanced actions including running custom processes

Process Scheduler | In action

ORCLTD - Process Scheduler Schedules

File Help

Schedule ID

DAYEND

Description

Dayend for ORCLTD and ORCIN2

Active

☒

Send e-mail

Only if errors

E-mail To

annef@orchidsystems.biz

E-mail CC

Message ID

Open

Company

>>

Lin...	Step Number	Company	Action	Send e-mail on error	Next step on error
1	1	ORCLTD	Run day end	Yes	3
2	2	ORCLTD	Check all modules integrity	Yes	3
3	3	ORCIN2	Check integrity	Yes	0
4	4	ORCIN2	Dump database	Yes	0

Save

Delete

Run

A

Details

Line

1

Step Number

1

Action

Check integrity

Send e-mail on error

Company

Module

Fix errors

Log path

Send

Next step on error

Next step on success

Date last run

Time last run

Last status

Number of errors

Last log

Save

Delete

Close

Check integrity

Dump database

Refresh Information Manager Cube

Refresh Info-Explorer Cube

Run Information Manager Report

Sage 300 Service Pack Audit

Run schedule

Clear Data Integrity Logs

Check Disk Space

Send email

Run Extender Script

Run day end

Post all A/R system batches

Post all A/P system batches

Post all G/L system batches

Post all system batches

Post A/R ready to post batches

Post A/P ready to post batches

Post G/L ready to post batches

Post all ready to post batches

Post all A/R batches

Post all A/P batches

Post all G/L batches

Post all batches

Post I/C receipts

Post I/C shipments

Post I/C assemblies

Post I/C internal usages

Post I/C adjustments

Post I/C transfers

If you specify an email template then the integrity check log file will be attached. If the template contains \$DETAILS then \$DETAILS will be replaced with the integrity check log.

Process Scheduler

www.orchid.systems

Streamlining Financial Processes | These Orchid modules help you...

Improve productivity & accuracy while taking the drudgery out of processing complex but routine transactions



EFT Processing

- Streamline Sage 300 payments & receipts using Electronic Funds Transfer



Inter-Entity Transactions

- Automatically generates offsetting entries in each company based on highly configurable rules



Inter-Entity Trade

- Creates reciprocal documents in Sage 300 when related entities trade products or services with each other

EFT Processing | Streamline Sage 300 Payments & Receipts

- **Payments:** Pay Vendor Invoices, streamline Customer Refunds
- **Receipts:** Use Direct Debit for recurring rents, subscriptions etc.
- **Payroll:** Pay Employees by EFT (Sage 300 US or Canadian Payroll)

Features & Benefits include:

- Increased accuracy, security and auditability
- Supports remote working and the paperless office
- Emailing of Remittance Advices, Pay Slips, remuneration statements
- Faster processing means happier customers, vendors and employees
- Hundreds of bank file formats supported, new ones created on request

OUR PAYMENT PROCESS
IS AUTOMATED, FAST
AND SECURE.



Cost savings mean a quick ROI

- Savings on bank transaction fees
- No more expensive paper cheque stationery
- Reduced printing, handling and postage costs
- Automatic EFT file creation avoids duplicate data entry

EFT Processing | In action



ORCLTD - EFT Vendors

File Help

Vendor Number 1200 Chloride Syst

Remit To

Main

Delivery Method EFT Vendor E-mail To

Email To anne@orchid.systems

Bank Name Standard Chartered Bank

Financial Institution ID/Transit 123456

Account Number 12345678901

Account Name Chloride Systems

Payment Reference 12345678901234567890

Status Active Status must be Active bef

Save Delete

ORCLTD - EFT Banks

File Help

Bank Code CCB Bank Name Canadian Commercial Bank

Bank Type Regular For Bank

Financial Institution ID/Transit 123654222

Account Number 121212121212 Account Name Orchid Limited

Destination Data Centre Code 66664444 Short Name (15 characters) Orchid Systems

Payments and Refunds Receipts

Output Destination File

File Naming Batch Number

EFT File Path c:\Orchid\EFT Files\AP Files\

EFT File Extension CPA The file will be called: AP[Batch

EFT File Type CAN_CPA

Originator ID Number 0192837465

File Sequence Number 999 Note: If you need to reex

Save Delete

Finder - EFT File Type

File Key Settings Global Settings

Find By: Description Find Now Set Criteria

Contains Auto Search

Filter:

EFT File Type	Description	File Type DLL N ^
CAN_CPA	Canadian CPA Standard 005 AFT File	CAN_CPA
CAN_CPA005	Canada - CPA Standard 005/EFT1464	CAN_CPA005
CAN_CPA005_SCOTIA	CAN CPA005 for SCOTIA Bank	CAN_CPA005_
CAN_CPA005BDC	Canada - CPA Standard 005/EFT1464 - Balan...	CAN_CPA005B
CAN_CPA005BT	Canada - CPA Standard 005/EFT1464 - Balan...	CAN_CPA005B
CAN_CPA005CIBC	Canada - CIBC CPA Standard 005/EFT1464	CAN_CPA005C
CAN_CPD	Caisse Populaire Desjardins	CAN_CPD
CAN_DC_PAD	CAN DC PAD file CSV	CAN_DC_PAD
CAN_DGSP_CSV	Canada Desjardins Global Solution for Payments	CAN_DGSP_CS
CAN_EFT	Canadian EFT 80 Byte File Layout	CAN_EFT
CAN_EIGEN_CC	Canada Eigen Credit Card	CAN_EIGEN_O
CAN_HSBC	Canada - HSBC Bank Canada	CAN_HSBC
CAN_HSBC_APDIRECT	Canada HSBC- Format Pre APDIRECT HSBC ...	CAN_HSBC_AF
CAN_HSBC_GD_CSV	CAN HSBC Global Disbursement CSV 20161012	CAN_HSBC_GC
CAN_HSBCASCII	Canada - HSBC Bank Canada - ASCII format	CAN_HSBCASC

Help Select Cancel

ORCLTD - EFT Update Invoice Due Date

File Help

Single Document Multiple Documents

Customer Number 1100 Bargain Mart - San Diego

13/05/2019

0.00

Close

ORCLTD - EFT Create Receipt Batch

File Help

Receipt Selection Code DIRECTDEPOSIT Direct Deposit

Select Criteria Documents Exclusions

Close

EFT Processing

- EFT Periodic Processing
- EFT Reports
- EFT Setup
- EFT Setup Reports
- EFT Transactions

Inter-Entity Suite | An introduction

- Tight control over transactions spanning multiple entities in Sage 300
- Streamlines processing, eliminating duplicate data entry
- Increases the accuracy of your financial data
- Accountancy staff report saving days of effort each month




Inter-Entity Transactions

- Offsetting loan account entries automatically generated
- Works with all GL sub-ledgers, including Banks



Inter-Entity Trade

- Use when related entities trade products or services
- Reciprocal documents automatically generated



Inter-Entity Transactions | Keep entities in balance at all times

Automatically generates offsetting loan account entries based on highly configurable rules

- Facilitates allocations and transfers between related entities
- Entities are defined by GL segments
 - e.g. branches, divisions, departments, funds, projects, trusts, companies
- Well suited to non-profit Fund Accounting
- Works on all GL transactions, regardless of origin
 - e.g. GL, subsidiary ledger, 3rd Party module, external system
- User-definable routes, including across multiple entities
- Trigger additional GL, AR and AP transactions

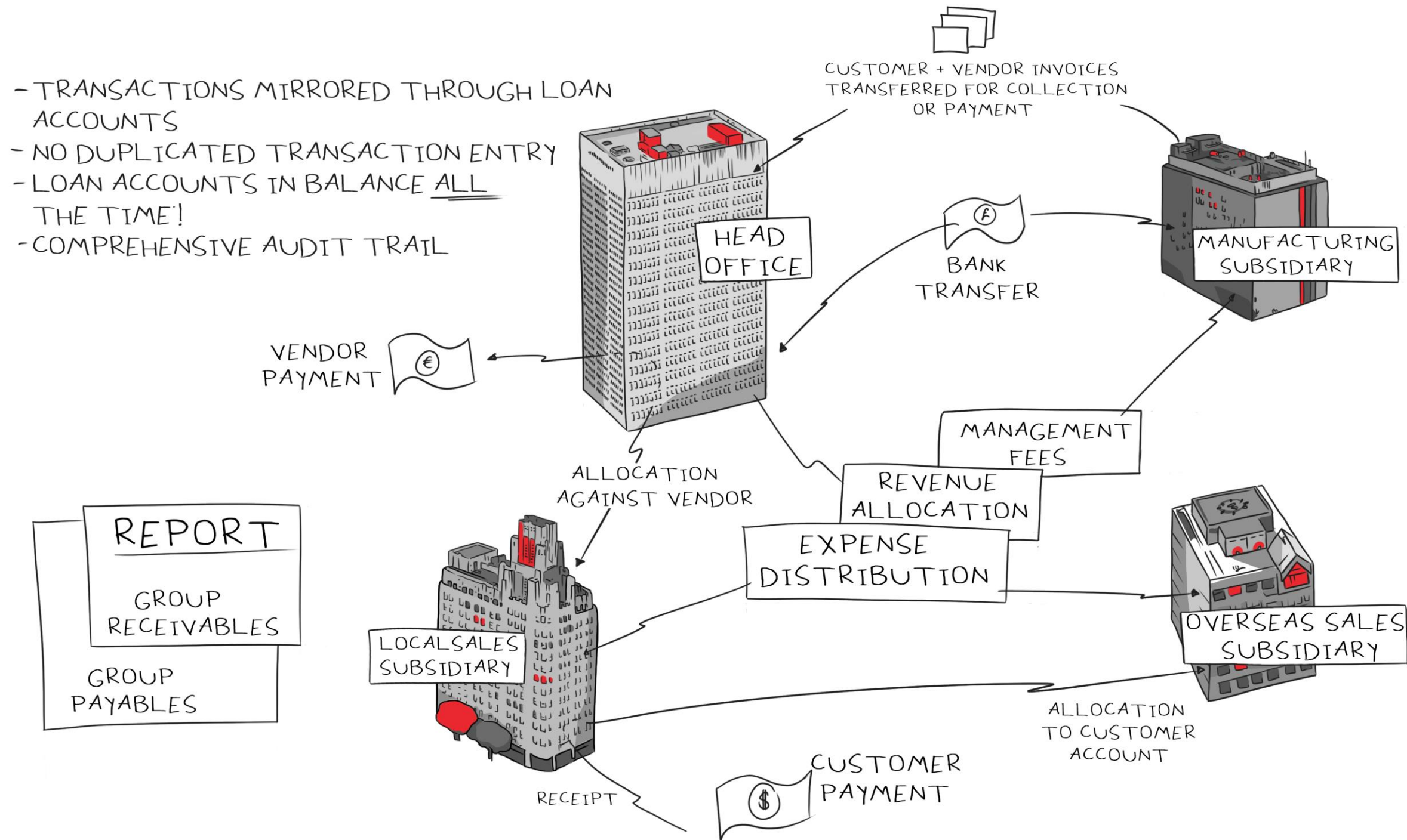
SPENDING DAYS RECONCILING
LOAN ACCOUNTS IS NOW JUST
A DISTANT MEMORY.

Additional Features in Multi-Database Edition, including:

- Consolidated AR & AP Aged Trial Balance across multiple databases
- Loan Account Balance enquiry/report for matching accounts across multiple databases
- Cash Management (AP Payments, AR Receipts, Bank Transfers between companies)



Inter-Entity Transactions | In action - a look at some potential use cases



Inter-Entity Trade | Automates transaction flows when related entities trade


Initiate a transaction in one entity, Inter-Entity Trade does the rest

- Transactions are entered once and replicated across companies
- Reciprocal documents are created according to rules you set up
- Map which information flows through from document to document
- Operates within one and/or across multiple Sage 300 databases
- Comprehensive audit logging

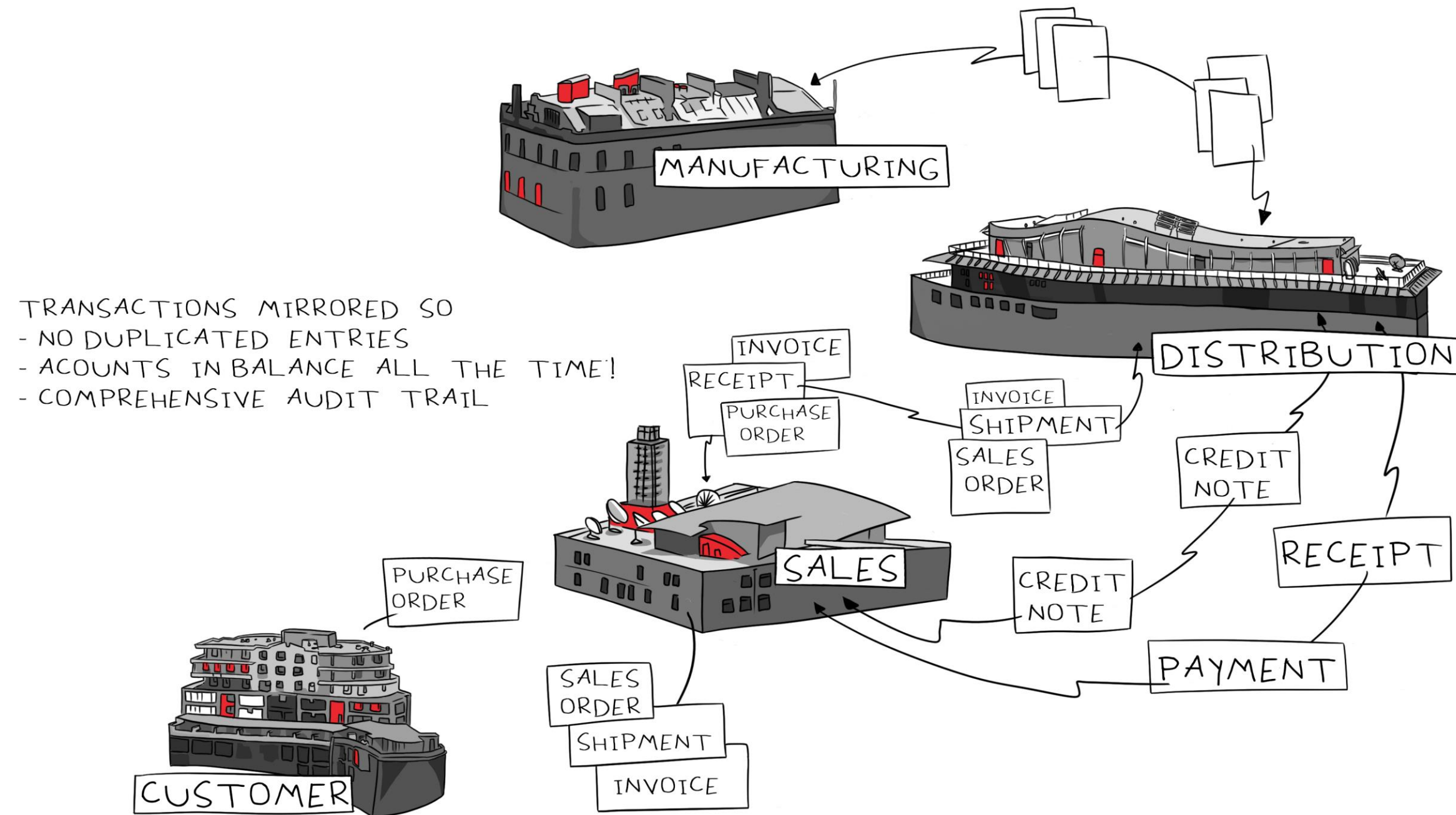
Supports multiple transaction types

- Mirrored buy & sell transactions for AR/AP and OE/PO
- Mirrored receipt & payment transactions AR/AP
- Create Purchase Orders from Sales Orders
- Flexible options including bi-directional processing

A HUGE TIMESAVER WHEN
TRANSACTIONING BETWEEN
OUR COMPANIES.



Inter-Entity Trade | In action - a look at some potential use cases



Inter-Entity Trade

www.orchid.systems

Budgeting, Reporting & Business Intelligence | These Orchid modules help you...

Take control of your business-critical data



Info-Explorer

- A powerful yet affordable BI tool supporting integrated analysis & budgeting



Optional Tables

- Create custom, multi-dimensional data structures within your Sage 300 database



Data Views

- Simplify reporting of Sage 300 Optional Fields



Report Runner

- Streamline the setup, execution and distribution of reports

Info-Explorer | Affordable Business Intelligence


Analysis using multi-dimensional cubes

- Combine multiple data sources within a single cube
- 'Slice and Dice' to dynamically control and filter your view
- Analyze business performance, identify trends and exceptions
- Drill through to Sage 300 for more information
- Personalized dashboards and presentation



Integrated Budgeting & Forecasting

- Budget with greater insight, combining actual and budget data
- Combine with Optional Tables to support highly granular, sophisticated budgets
- Build your budget bottom-up or top-down, with multiple spread methods
- Save data back to Sage 300 with the Writeback feature

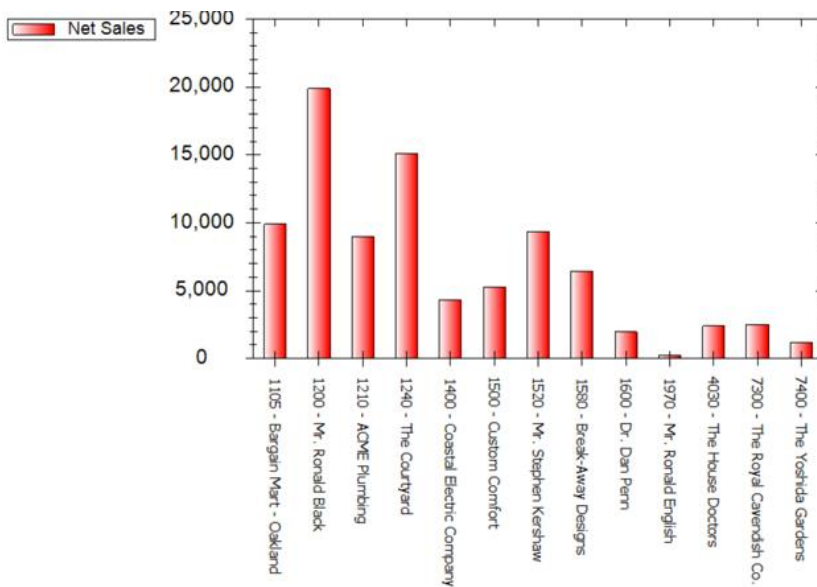
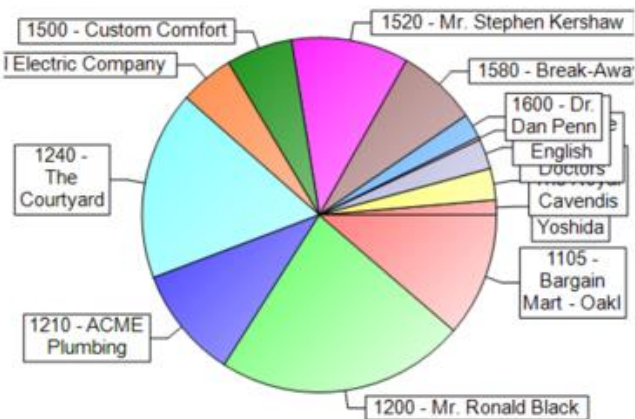
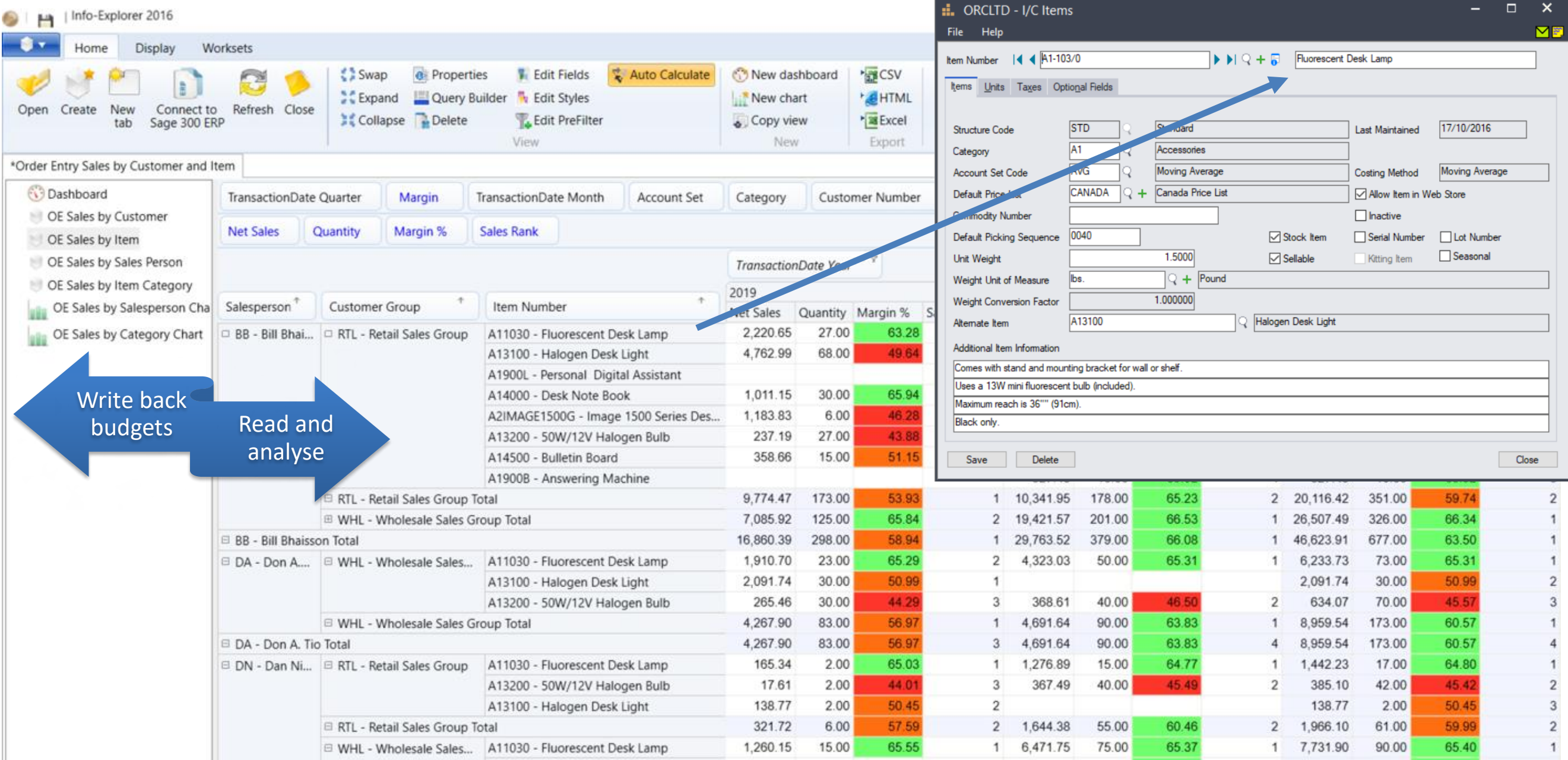


"Try before you buy" with Info-Explorer Lite edition

- Download and install free of charge
- Ideal for customer demonstrations and trials
- Use our range of sample cubes, for Sage 300 Core & 3rd Party modules
- Pull in your own data, customize cubes, charts and dashboards



Info-Explorer | In action




Optional Tables | Custom Data Structures within your Sage 300 Database

- Create custom, multi-dimensional data structures
- Data is held within the Sage 300 database
- Includes our Excel Add-in, with Writeback

How it works

- Create new fields in any Sage 300 module (plus 3rd Party SDK modules)
- Link them to multiple Sage 300 masterfiles, creating Optional Tables
- Data entry screens allow you to enter values directly into Sage 300
- Or use the Excel Add-in to manipulate data and write back to Sage 300
- Create reports that combine financial & non-financial data with your own custom data

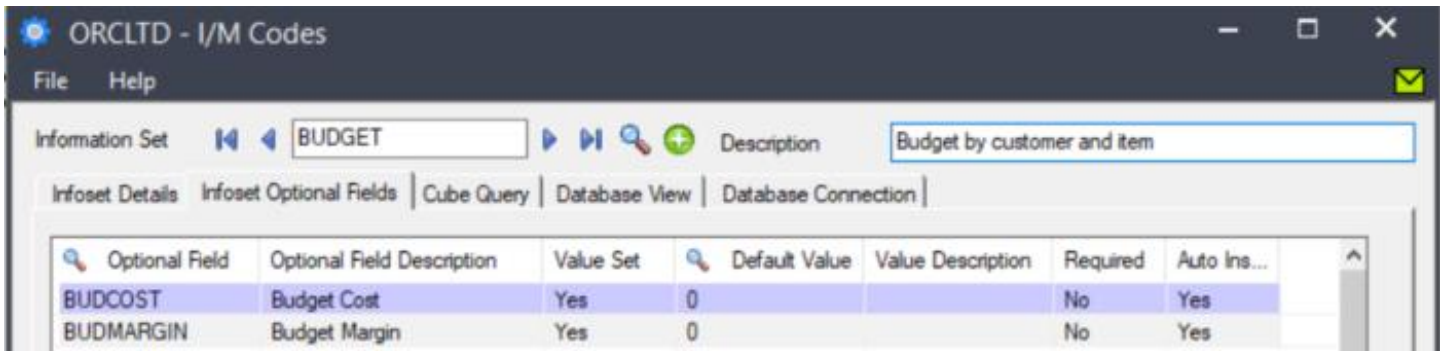


Combine with Info-Explorer for Budgeting

Optional Tables really comes into its own when combined with Info-Explorer for use as a powerful budgeting and forecasting tool

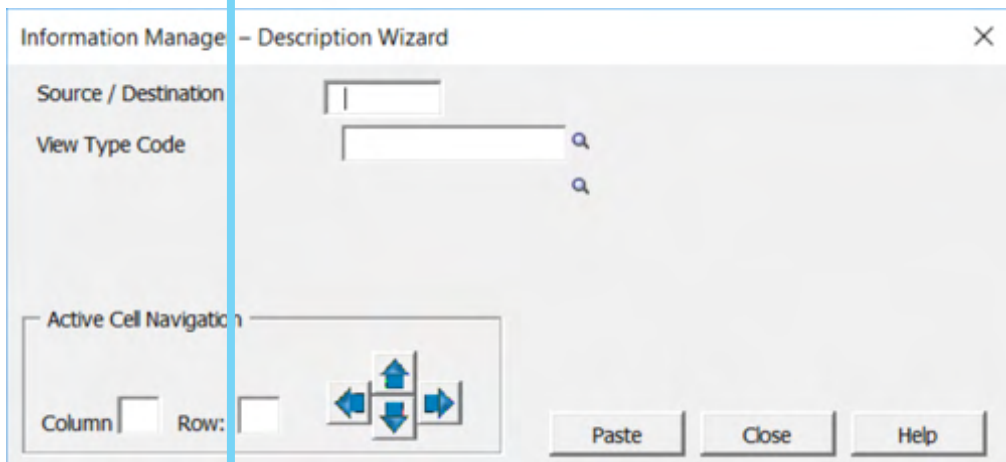
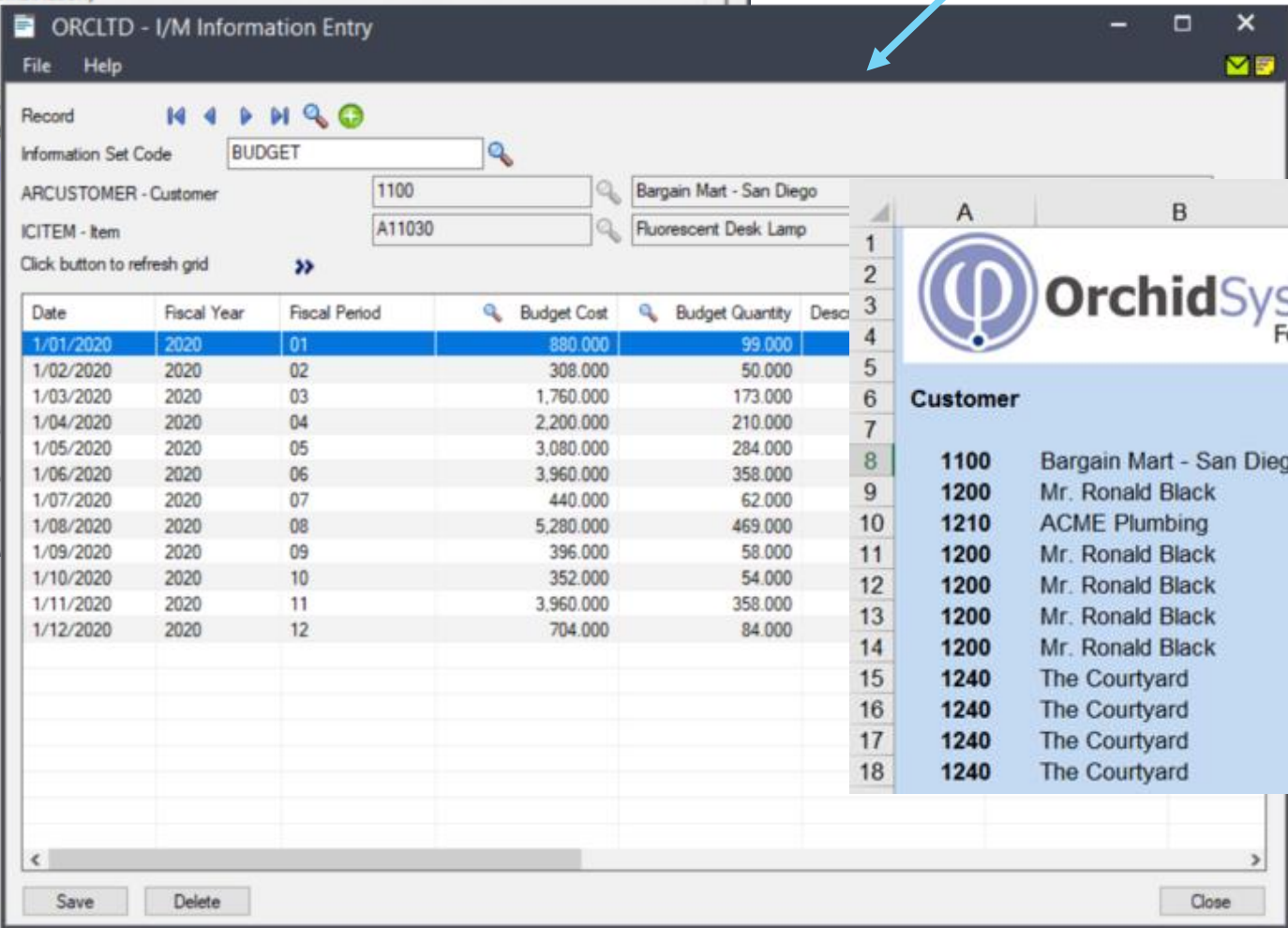
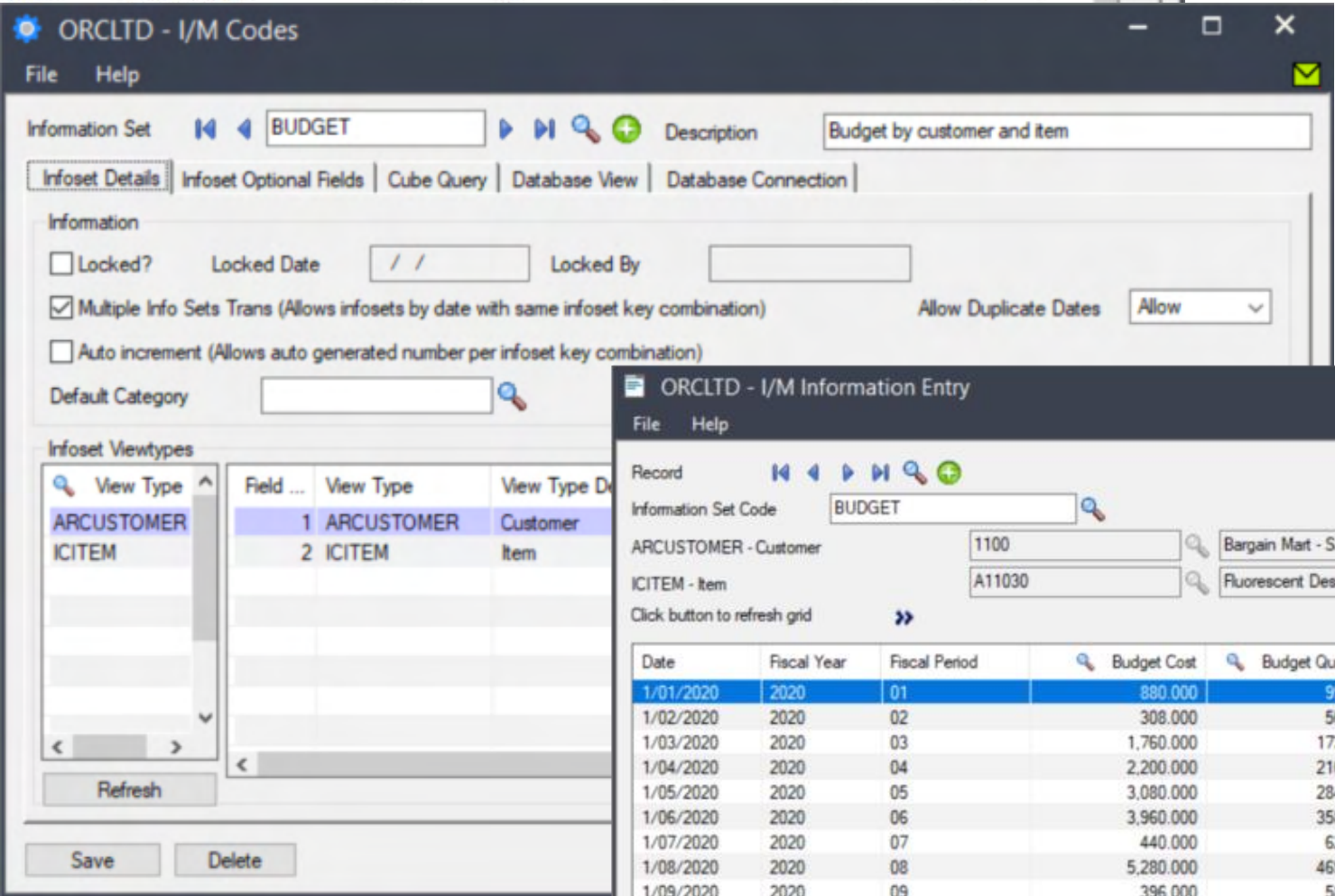


Optional Tables | In action



Setup

Data Capture



		BUDGET - SALES Value					
		202					
Customer	Item	01	02	03	04	05	06
1100 Bargain Mart - San Diego	A11030 Fluorescent Desk Lamp	2,000	700	4,000	5,000	7,000	9,000
1200 Mr. Ronald Black	A11030 Fluorescent Desk Lamp	1,250	25,000	50,000	62,500	87,500	112,500
1210 ACME Plumbing	A11030 Fluorescent Desk Lamp	10	200	400	500	700	900
1200 Mr. Ronald Black	A13100 Halogen Desk Light	100	2,000	4,000	5,000	7,000	9,000
1200 Mr. Ronald Black	A13200 50W/12V Halogen Bulb	1,250	25,000	50,000	62,500	87,500	112,500
1200 Mr. Ronald Black	A14000 Desk Note Book	10	200	400	500	700	900
1200 Mr. Ronald Black	A14500 Bulletin Board	100	2,000	4,000	5,000	7,000	9,000
1240 The Courtyard	A11030 Fluorescent Desk Lamp	1,250	25,000	50,000	62,500	87,500	112,500
1240 The Courtyard	A13100 Halogen Desk Light	10	200	400	500	700	900
1240 The Courtyard	A13200 50W/12V Halogen Bulb	100	2,000	4,000	5,000	7,000	9,000
1240 The Courtyard	A14000 Desk Note Book	1,250	25,000	50,000	62,500	87,500	112,500

Data Views | Turn Sage 300 Optional Fields into columns

- Turn Optional Fields into columns for easy report writing
- Create a View once, making it available to all report writers
- Speed up report running through more efficient access to data

Usage Example:

- AR Customer table is ARCUS
- You have 6 Optional Fields stored in ARCUSO
- You are writing a single Crystal Report against ARCUS
- You wish to include all those Optional Fields in your report



With Data Views

- You use Data Views to join ARCUS and ARCUSO tables into one database view (e.g. EBCUS)
- You now only need to **include that single view** in the Crystal Report



Without Data Views

- You would need **6 outer joins** to the ARCUSO table
- Alternatively, you would need **6 sub-reports** to pick up each of the Optional Fields

Data Views | In action

ORCLTD - A/R Optional Fields

Optional Fields For: Customers, National Accounts, and Customer Groups

Optional Field	Optional Field Description	Value Set	Default Value	Value Description	Required
AC	AC#	Yes			No
ARCNTCTTYPE	Accounts Receivable Cont...	Yes			No
CREDITWARNING	Customer Credit Warning	Yes	No		No
DISCNTGRACE	Discount Grace Period	Yes	0		No
DUEDEPRD	Due Date Grace Period	Yes	0		No
LEASEDATE	Lease Date	Yes			No
LEASEEXPIRY	Lease Expiry Date	Yes			No
LEASEPERIOD	Lease Period	Yes	365		No
MAXORDER	Maximum Order Amount	Yes	0.000		No
MINORDER	Minimum Order Amount	Yes	0.000		No
NOTE	Note	Yes			No
ORCEMAIL	Email address for new orders	Yes			No
PREFERCUST	Preferred Customer	Yes	No		No
PROSPECT	PROSPECT	Yes	No		No
RENTCUSTOMER	Rental Customer	Yes	No		No
SICCODE	SIC Code	Yes			No
TEMPCUSTOMER	Temporary Customer	Yes	No		No
UPSZONE	UPS Zone	Yes	RED	Red Zone	No
USER	User	Yes			No

Save Delete Settings... Close



Standard Report Creation Wizard

Fields
Choose the information to display on the report.

Available Fields:

- AC
- ARCNTCTTYPE
- CREDITWARNING
- DISCNTGRACE
- DUEDEPRD
- LEASEDATE
- LEASEEXPIRY
- LEASEPERIOD
- MAXORDER
- MINORDER
- NOTE
- ORCEMAIL
- PREFERCUST
- PROSPECT
- RENTCUSTOMER
- SICCODE

Fields to Display:

< Back Next > Finish Cancel Help



<input checked="" type="checkbox"/>	AC string
<input checked="" type="checkbox"/>	ARCNTCTTYPE string
<input checked="" type="checkbox"/>	CREDITWARNING string
<input checked="" type="checkbox"/>	DISCNTGRACE string
<input checked="" type="checkbox"/>	DUEDEPRD string
<input type="checkbox"/>	LEASEDATE string
<input type="checkbox"/>	LEASEEXPIRY string
<input type="checkbox"/>	LEASEPERIOD string
<input type="checkbox"/>	MAXORDER string
<input type="checkbox"/>	MINORDER string
<input type="checkbox"/>	NOTE string
<input type="checkbox"/>	ORCEMAIL string
<input type="checkbox"/>	PREFERCUST string
<input type="checkbox"/>	PROSPECT string
<input type="checkbox"/>	RENTCUSTOMER string
<input type="checkbox"/>	SICCODE string



Results Messages

	PIRY	LEASEPERIOD	MAXORDER	MINORDER	NOTE	ORCEMAIL	PREFERCUST	PROSPECT	RENTCUSTOMER	SICCODE
10		NULL	100.000	NULL	Usually late in payment - sales amount restri...	NULL	NULL	...	NULL	4516
11		NULL	NULL	NULL		NULL	NULL	4516
12		NULL	2000.000	NULL	Credit risk - order amount restricted	NULL	NULL	4516
13		NULL	NULL	NULL		NULL	NULL	...	NULL	4516

Report Runner | Streamline the Setup, Execution and Distribution of Reports

Let staff easily locate, launch and access reports using role-specific menus

- Automatically run and distribute suites of Crystal Reports & GL Financial Reports
- Tailor report menus for different users, enhancing productivity and security
- Group reports logically by function or process
- Save report parameters to allow easy re-running
- Reports are placed into central repositories



Use these Orchid Modules to manage Sage 300 reporting



Report Runner

- Manages the running, distribution and organization of reports



Process Scheduler

- Lets you automate the scheduled execution of regularly recurring reports



Data Views

- Simplifies & speeds up reports that use Optional Fields

Report Runner | In action

ORCLTD - I/M Financial Report Runner

File Help

Entity 1

Balance Sheet - 1

Income Statement - 1

Financial Ratios - 1

Consolidated Reporting

Consolidated Balance Sheet

Consolidated Income Statment

Consolidated Financial Ratios

Consolidated Quick Income Statment

My Saved Runs

Select/Print

ORCLTD - I/M Report Runner

File Help

AP Reports

AP Vendors Aging

AR Reports


AR Customer Aging

AR Items

AR Statement

Customer Groups

EET Reports


crystal reports.

Close

Schedule Report

☒ Schedule Report

Run Date and Time

Tuesday , 3 October 2017 12 : 00 AM

Recurring

Daily Every Day

Output

Destination

Adobe Acrobat (PDF)

Save As

{DD} - day eg "05"

{MM} - month eg "01"

{MMM} - month eg "Jan"

{YY} - year eg "09"

{YYYY} - year eg "2009"

{hh} - hour eg "02"

{mm} - minute eg "04"

☐ Send Email

Message ID

Email addresses

Note: Multiple email addresses can be entered separated by a semi-colon

OK Run Cancel


Print Report

AP Vendors Aging

Enter Vendor No From:

Enter Vendor No To:

Cancel

 Report Runner

www.orchid.systems

Operations & Inventory Management | These Orchid modules help you...

Tightly integrate your operational processes into Sage 300



Return Material
Authorizations

- Accurately track returns & repairs from within Sage 300



Bin Tracking

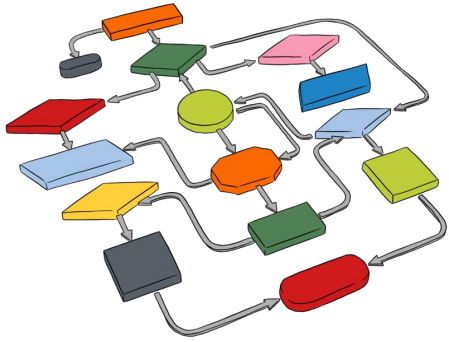
- Track inventory items accurately across multiple bins within Sage 300



Freight SmartLink

- Streamline integration between Sage 300 and your freight carriers

Return Material Authorizations | Track returns & repairs from within Sage 300



Configure RMA Workflows to:

- Authorize customer returns
- Initiate replacement orders
- Issue credit notes
- Return faulty goods to the vendor

OUR ROBUST RETURN PROCESS
HAS BOOSTED SATISFACTION
AND REPEAT BUSINESS.



Reliable, centralized, synchronized data

- A single source of truth for all information related to returns
- Avoids data redundancy, duplication, re-keying and checking
- Customers can be kept fully informed of status and progress
- Inventory and financial records are kept up to date and synchronized

Consistent, configurable processes let you:

- Reduce stock write-offs thanks to better item tracking
- Maximize cost recovery by correctly charging for repairs
- Improve customer service and satisfaction, leading to repeat business



Return Material Authorizations | In action

Options

Authorization

External Status

Fault Type

Workflow Stage

Repair Agent

Templates

Optional Fields

Item Policy

Customer Templates

E-mail Messages

Return Authorization

Return Instruction

ORCLTD - R/A Return Authorization Entry

File Help

RA Number: RMA0000000000000001

Customer Number: 1200

Mr. Ronald Black

Total Amount: 159.38 USD

Total Cost: 94.95

Return Authorization | Customer | Vendor | Optional Fields | Job Related | Rates

RA Template Code: WAR

Default RMA Document:

RA Date: 04/04/2016

Authorized By:

Customer Claim Number:

Ship Date: / /

Ship-To Location:

Fill Details by: O/E Invoice

Entered by: ADMIN

Last Customer CN Date: / /

Last Customer CN Number:

Last Customer Ord:

Last Customer Ord:

Lin...	Line Type	Customer Origin...	Item No./M...	Description	Restocking
1	Item	IN0000000000000002	A1-103/0	Fluorescent Desk Lamp	No
2	Item	IN0000000000000002	A1-320/0	50W/12V Halogen Bulb	No
3	Item	IN0000000000000002	A1-310/0	Halogen Desk Light	No
4	Item	IN0000000000000002	A1-400/0	Desk Note Book	No
5	Item	IN0000000000000002	A1-450/0	Bulletin Board	No

Save Delete Generate CN Generate Order Gen. PO Return Components Calculate

Return Instructions

1. Check the accuracy of the information contained in this document

2. Please return the goods with the original packing material to the address in the top left hand corner of this document.

3. Be sure to include a copy of this document with the goods being returned

Serial/Lot Number Report

Open/Closed Status Report

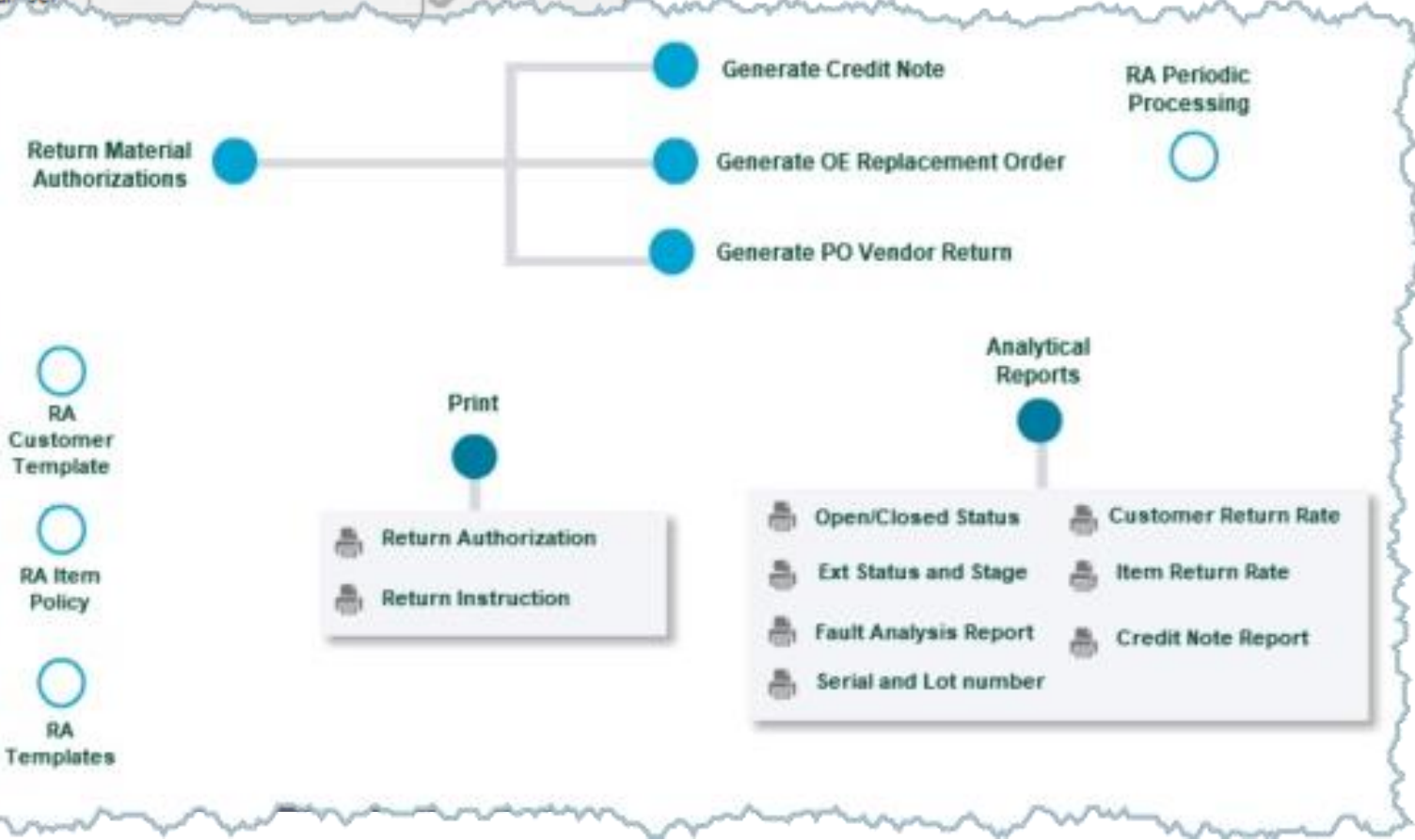
Credit Note Report

Fault Analysis Report

Ext Status & Stage Report

Customer Return Rate Report

Item Return Rate Report



Bin Tracking | Track inventory across multiple bins within Sage 300

Increased warehouse efficiency

- Warehouse staff know exactly where to store and find any item
- Configurable options for optimizing pick & put-away
- All movements tracked by Bin Transfer documents
- Support for hand-held scanning devices through integration with other 3rd Party modules

All bin information stored in Sage 300

- No need for a separate warehouse management system just to track multiple bins
- No need to reconcile multiple databases

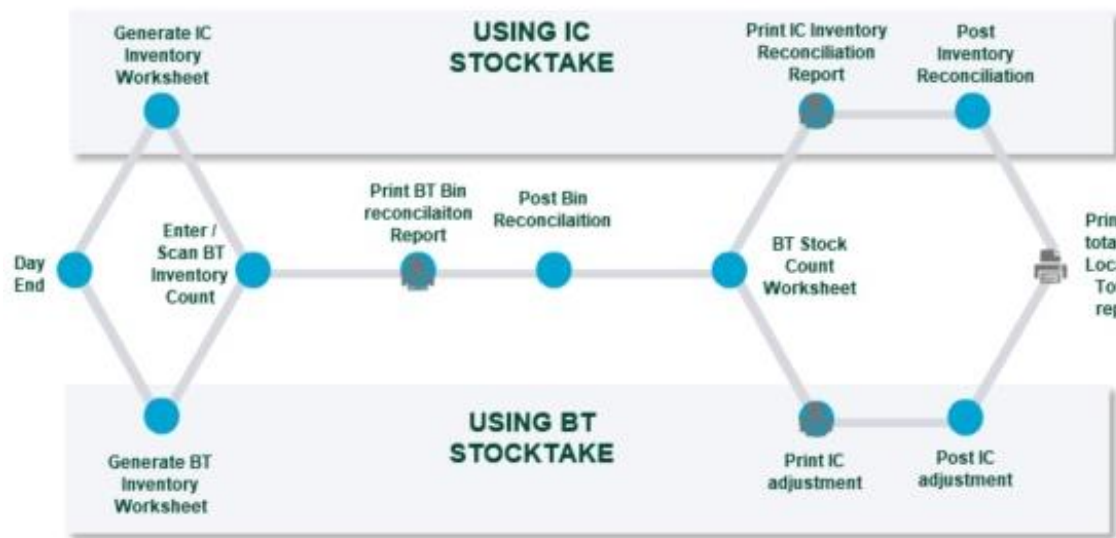
Other business benefits

- Faster turnaround means reduced handling costs
- More accurate inventory records mean fewer items lost or misplaced
- Happier customers through faster shipping and fewer rejected orders

FULFILLING ORDERS IS
SO FAST NOW THAT WE
KNOW EXACTLY WHERE
EVERYTHING IS.



Bin Tracking | In action

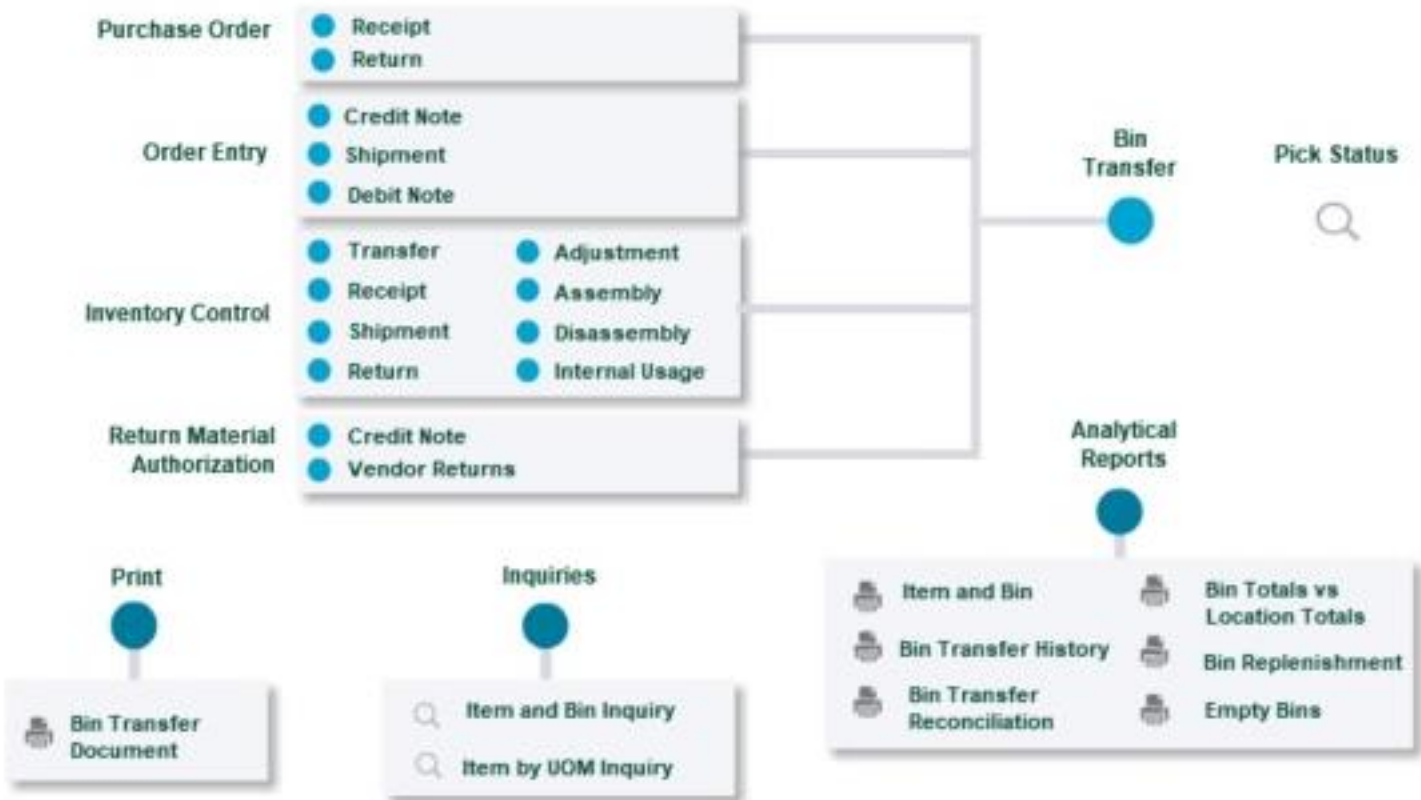


Bin Transfer

Pick Status

Item and Bin Inquiry

Item by UOM Inquiry



ORCLTD - B/T Bin Setup

File Help

Location: 1 ☐ This location is bin tracked

Bin	Description	Active	Temporary Bin	Allow All Items	Pick Order	Put-Away Order	Allow Receive Into	Allow Picking From	Quick Bin Coc
A010101	Rack A, Shelf 01, Height 01, Depth 01	Yes	No	Yes	1				
A010102	Rack A, Shelf 01, Height 01, Depth 02	Yes	No	Yes	1				
A010103	Rack A, Shelf 01, Height 01, Depth 03	Yes	No	Yes	1				
A010104	Rack A, Shelf 01, Height 01, Depth 04	Yes	No	Yes	1				
A010105	Rack A, Shelf 01, Height 01, Depth 05	Yes	No	Yes	1				
A010106	Rack A, Shelf 01, Height 01, Depth 06	Yes	No	Yes	1				
A010201	Rack A, Shelf 01, Height 02, Depth 01	Yes	No	Yes	1				

Press CTRL-F in any column to filter

Item Number	Description	Allow Item In This ...	Picking Sequence	Unit of Measure in t...
A1-105/0	13W Mini Fluorescent Bulb	Yes		
A1-310/0	Halogen Desk Light	Yes		

Save Delete Press CTRL-F in any column to filter Close

ORCLTD - B/T Picking Status

File Help

Document N...	Source Document	Source Document Nu...	Source Location	Destination Loc...	Last Updated By	Last Updated On	Last Updated At	Status
BT000004	P/O Receipt	RCP00000084	N/A	1	ADMIN	4/04/2016	22:58:04	Ready For Pick/.
BT000007	P/O Receipt	RCP00000086	N/A	1	ADMIN	9/11/2016	17:45:36	Ready For Pick/.
BT000008	O/E Shipment	SH000000000000000000063	1	N/A	ADMIN	9/11/2016	17:45:42	Ready For Pick/.
BT000009	P/O Receipt	RCP00000087	N/A	1	ADMIN	13/09/2017	15:15:22	Ready For Pick/.
BT000005	P/O Receipt	RCP00000085	N/A	1	ADMIN	28/10/2016	9:56:12	Pick/Put Away I.

Refresh (56) ☒ Not Ready ☒ Ready ☒ In Progress Press CTRL-F in any column to filter Close



Bin Tracking

www.orchid.systems

Freight SmartLink | Streamline integration between Sage 300 and your freight carriers

Add freight charges to Sage 300 orders for automatic cost recovery


- Record actual freight costs for easy reconciliation of carrier invoices
- Record freight charged to customers, allowing for comparison and analysis
- Have confidence that freight costs are being accurately and consistently recovered
- Flexible rules for freight charge calculation

Consignment Creation & Tracking

- Flexible rules for consignment creation (single or multiple documents)
- Consignment Note Number uploaded to Sage 300
- Consignment details automatically emailed to customers upon receipt from carrier
- Facilitates self-service order tracking via the carrier's website



Bi-Directional Freight Carrier Integration

- Integration between Sage 300 and selected single and multi-carrier systems
- Integration with other carriers can be facilitated using  Extender
- Avoid rekeying of shipping information

Freight SmartLink | In action

ORCLTD - F/S Shipment Review

File Help

Shipment Review Number: CON00000000003 Status: Sent to F/S

Ship-To: Sender: Connote: Details: Documents: Comments:

☒ From Multiple Documents Date: 09/09/2020 Time: 17:39:00

Document Type: Order Document Number: ORD000000000001 Open Order

☐ Apply Least Cost Location: 4

Carrier: TNT TNT

Carrier Service: NEXTDAY Next Day Delivery

Customer: 1200 Mr. Ronald Black

Ship-To Location: WAREHS Phone:

Ship-To Name: Warehouse E-mail:

Contact:

Address: Receiving Dock 17

ORCLTD - F/S Shipment Review

File Help

Shipment Review Number: CON00000000003 Status: Sent to F/S

Ship-To: Sender: Connote: Details: Documents: Comments:

Lin...	Q Freight Packa...	Description	Quantity	Weight	Total Weight	Cubic (m)	Length (cm)	Width (cm)	Height (cm)
1	PALLET	Pallet	1	50.0000	50.0000	5.000	5.000	2.000	2.000
2	CARTON	Carton	3	5.0000	5.0000	0.000	0.500	0.500	0.500

ORCLTD - F/S Options

File Help

City: State/F: Zip/Pos: Country:

General Freight Charges Post Code/Zone Ship-Via/Zone Zones E-mail Updates

Q Ship-Via	Q Zone Code	Description
CCT	NSWCOUNTRY	NSW outside cities
EPS	NSWCITY	NSW City (Sydney, Newcastle, Wollongong)
GFS	VICOUNTRY	
MDS	VICCITY	
NC	NTCITY	
NT	NTCOUNTRY	
QA	QLDCOUNTRY	
QC	QLDCITY	
SA	SACOUNTRY	
SC	SACITY	
WA	WACOUNTRY	
WC	WCCITY	

ORCLTD - F/S Shipment Review

File Help

Shipment Review Number: CON00000000003 Status: Sent to F/S

Ship-To: Sender: Connote: Details: Documents: Comments:

Document Type	Q Document Number	Theoretical Weight
1 Order	ORD000000000006	0.0000
2 Order	ORD000000000011	0.0000


ORCLTD - F/S Options

File Help

General Freight Charges Post Code/Zone Ship-Via/Zone Zones E-mail Updates


Zone Code	Description	Max Order Value	Handling Charge	Charge Type	Flat Charge	Charge/Kilo	Max Charge/Kilo	Minimum Weight	Q Item Num...	Round to nearest
NSWCITY	NSW City (Sydney, Newc...	1,000.00	0.00	Flat	20.00				#FREIGHT	0.00
NSWCOUNTRY	NSW outside cities	1,000.00	5.00	Weight		5.0000	50.00	1.0000	#FREIGHT	1.00
NTCITY	NT City (Darwin)	1,000.00	0.00	Flat	20.00				#FREIGHT	0.00
NTCOUNTRY	NT outside cities	1,000.00	5.00	Weight		0.0000	0.00	0.0000	#FREIGHT	1.00
QLDCITY	QLD City (Brisbane)	1,000.00	0.00	Flat	20.00				#FREIGHT	0.00







**OrchidSystems**

[My Account](#)[Product Downloads](#)[Log out](#)

Search



[Sage Add-Ons](#) [Solutions](#) [Resources](#) [Case Studies](#)[News](#) [Events](#)[About Us](#)[Contact Us](#)

Resources

[Product Downloads](#)[Info Explorer Cube Samples](#)[Extender Scripts](#)[Activation Code Request](#)[Info Explorer Registration Form](#)[Marketing Material](#)[Videos](#)[Training Guides](#)[Online Help](#)[Knowledgebase](#)[Community](#)

Resources (Downloads, Support Material & Latest News)

Download and try out Orchid's Sage 300 add-ons. View the latest product news and articles, plus upcoming events. Access other resources from the menu. (Note: Partner account login is required to access the full range of content.)

Downloads

- [Product Downloads](#)
- [Info-Explorer Cube Samples](#)
- [Extender Scripts](#) (partner only)

Request codes

- [Activation Code Request](#)
- [Info-Explorer Registration](#)

Product Information


- [Marketing Material](#)
- [Training Guides](#)
- [Video Library](#)

Support Resources

- [Online Help](#)
- [Community](#) (partner only)
- [Knowledgebase](#) (partner only)

Be sure to have a look at www.orchid.systems for

- Brochures
- Videos
- Case Studies
- Software
- Scripts and Cubes
- Training guides
- Technical resources
- Sample data
- Newsletters
- And more



www.orchid.systems